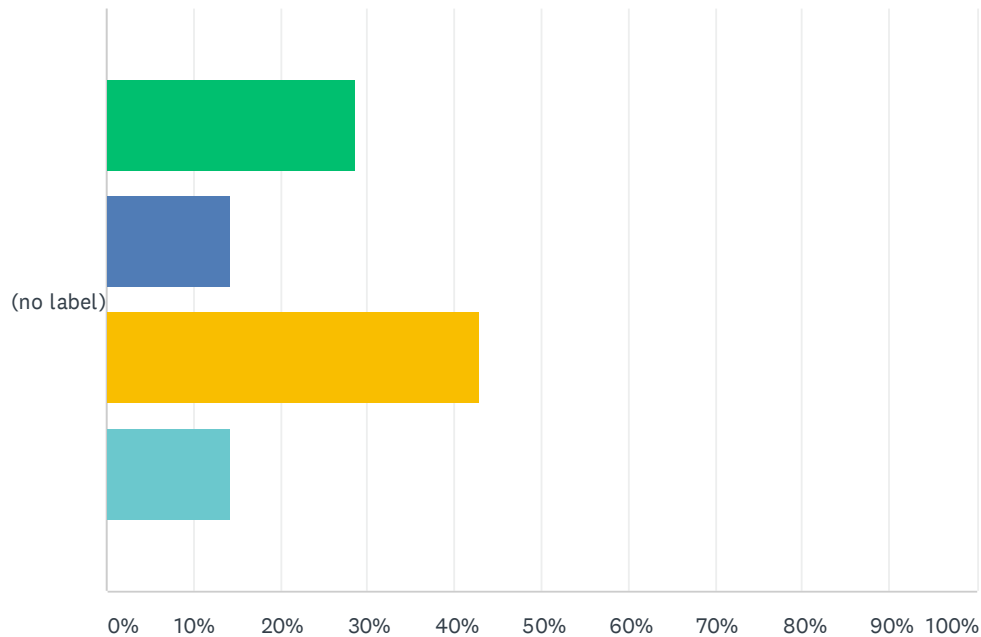


Story A. Lantern Award

Q1 Demonstrate organizational commitment and support of health promotion at all levels of staff within unit? worksite

Answered: 7 Skipped: 0

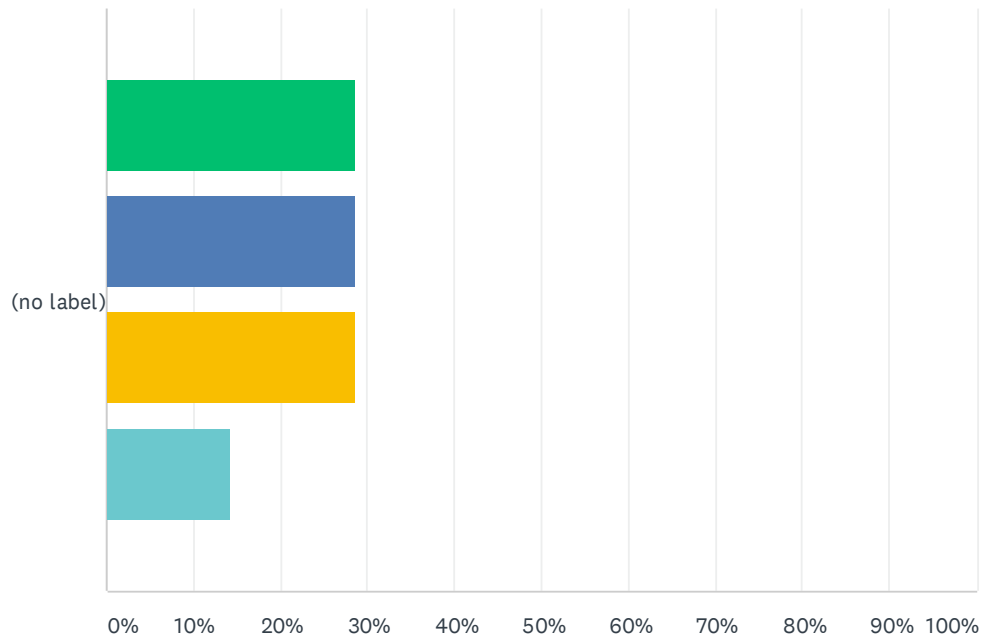


Weak Average Good Excellent

| | WEAK | AVERAGE | GOOD | EXCELLENT | TOTAL | WEIGHTED AVERAGE |
|------------|--------|---------|--------|-----------|-------|------------------|
| (no label) | 28.57% | 14.29% | 42.86% | 14.29% | 7 | 2.43 |
| | 2 | 1 | 3 | 1 | | |

Q2 Lead to outcomes that will have lasting benefits with potential for replication throughout the health system?

Answered: 7 Skipped: 0

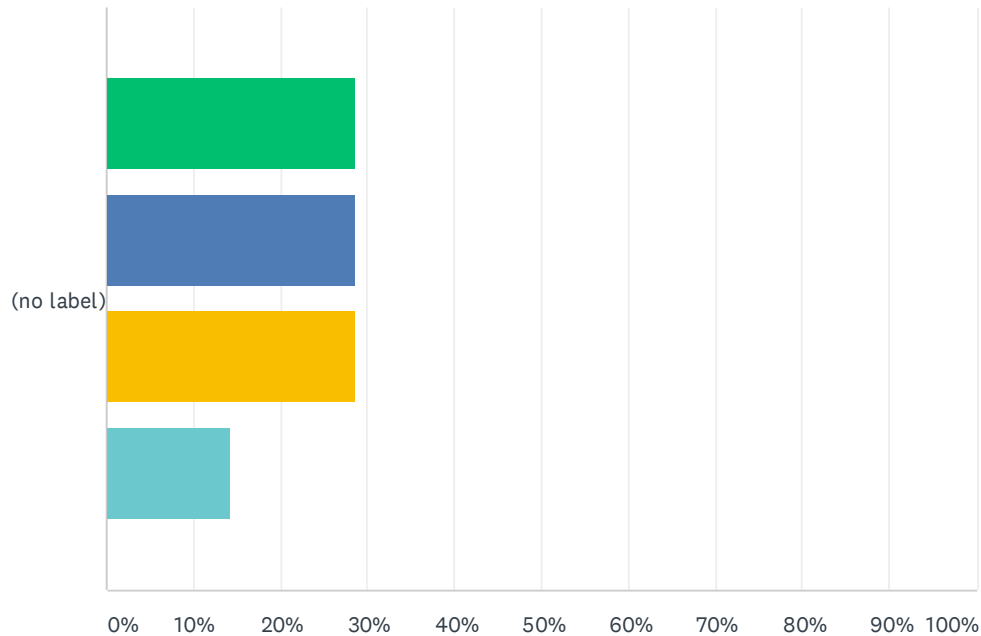


Weak Average Good Excellent

| | WEAK | AVERAGE | GOOD | EXCELLENT | TOTAL | WEIGHTED AVERAGE |
|------------|--------|---------|--------|-----------|-------|------------------|
| (no label) | 28.57% | 28.57% | 28.57% | 14.29% | | |
| | 2 | 2 | 2 | 1 | 7 | 2.29 |

Q3 Include strong evidence that multi-disciplinary team members collaborated together and used their talents and experiences to contribute to the success of the team's objectives?

Answered: 7 Skipped: 0

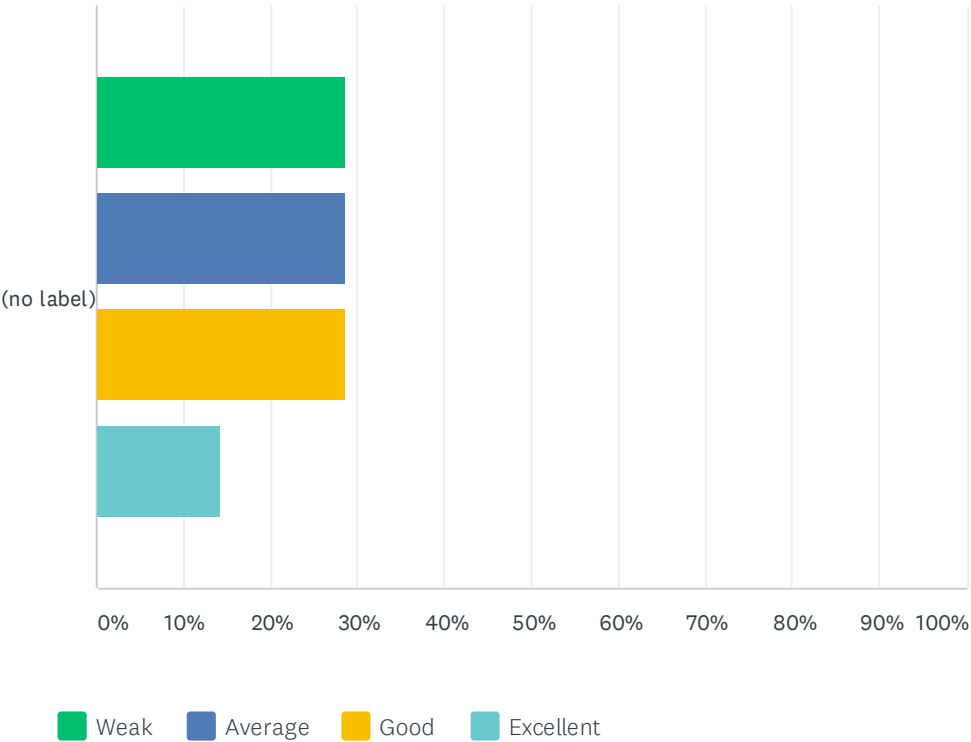


Weak Average Good Excellent

| | WEAK | AVERAGE | GOOD | EXCELLENT | TOTAL | WEIGHTED AVERAGE |
|------------|--------|---------|--------|-----------|-------|------------------|
| (no label) | 28.57% | 28.57% | 28.57% | 14.29% | | |
| | 2 | 2 | 2 | 1 | 7 | 2.29 |

Q4 Contain evidence based challenges with an innovative solution to creating impactful results?

Answered: 7 Skipped: 0



| | WEAK | AVERAGE | GOOD | EXCELLENT | TOTAL | WEIGHTED AVERAGE |
|------------|--------|---------|--------|-----------|-------|------------------|
| (no label) | 28.57% | 28.57% | 28.57% | 14.29% | | |
| | 2 | 2 | 2 | 1 | 7 | 2.29 |

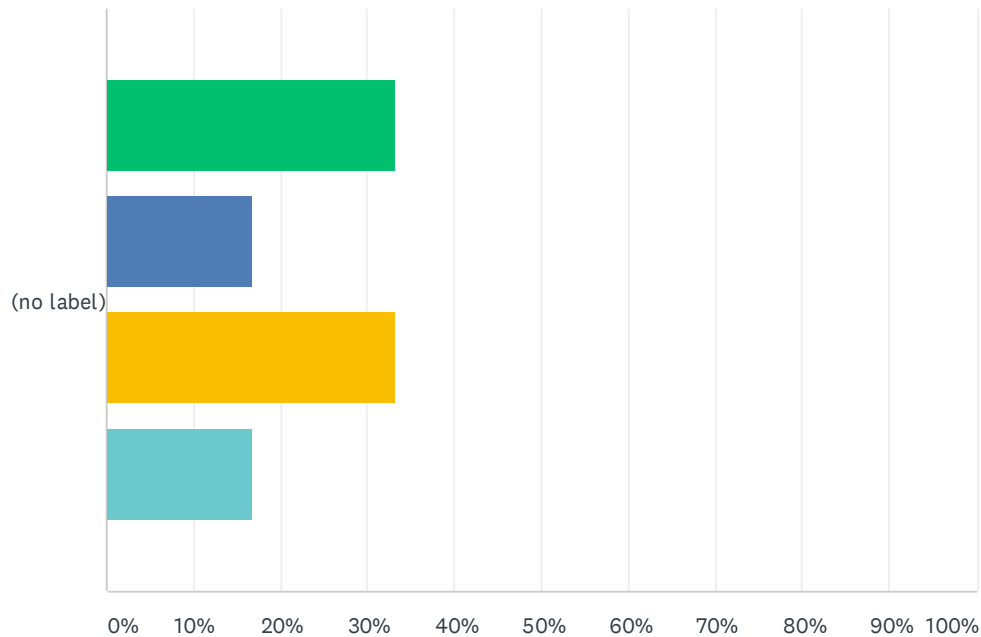
Q5 comments

Answered: 0 Skipped: 7

Story B: C.A.R.E. Leaders

Q6 Demonstrate organizational commitment and support of worksite health promotion at all levels of staff within unit?

Answered: 6 Skipped: 1

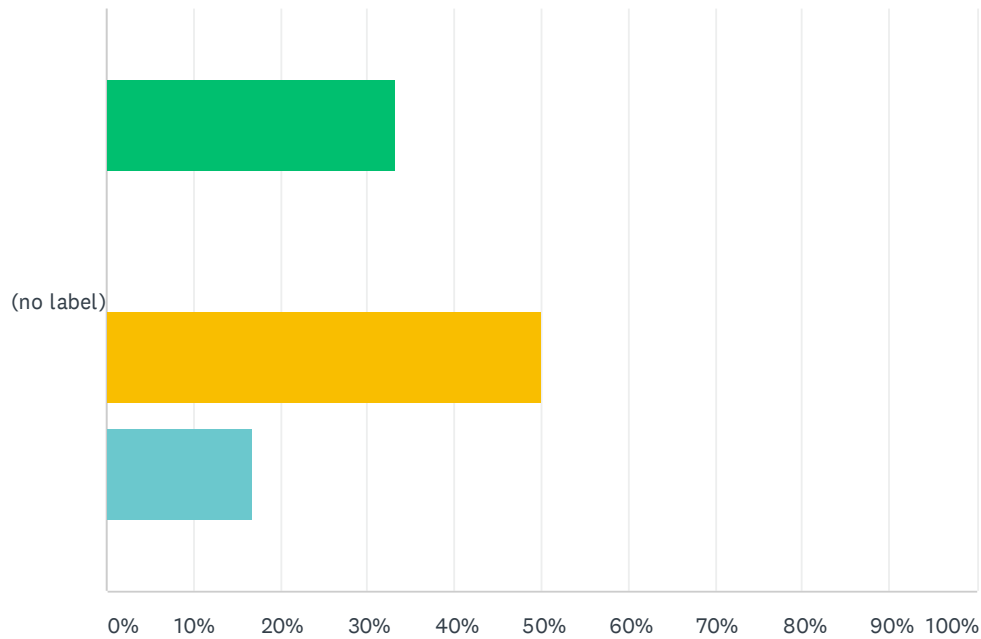


Weak Average Good Excellent

| | WEAK | AVERAGE | GOOD | EXCELLENT | TOTAL | WEIGHTED AVERAGE |
|------------|--------|---------|--------|-----------|-------|------------------|
| (no label) | 33.33% | 16.67% | 33.33% | 16.67% | 6 | 2.33 |
| | 2 | 1 | 2 | 1 | | |

Q7 Lead to outcomes that will have lasting benefits with potential for replication throughout the health system?

Answered: 6 Skipped: 1

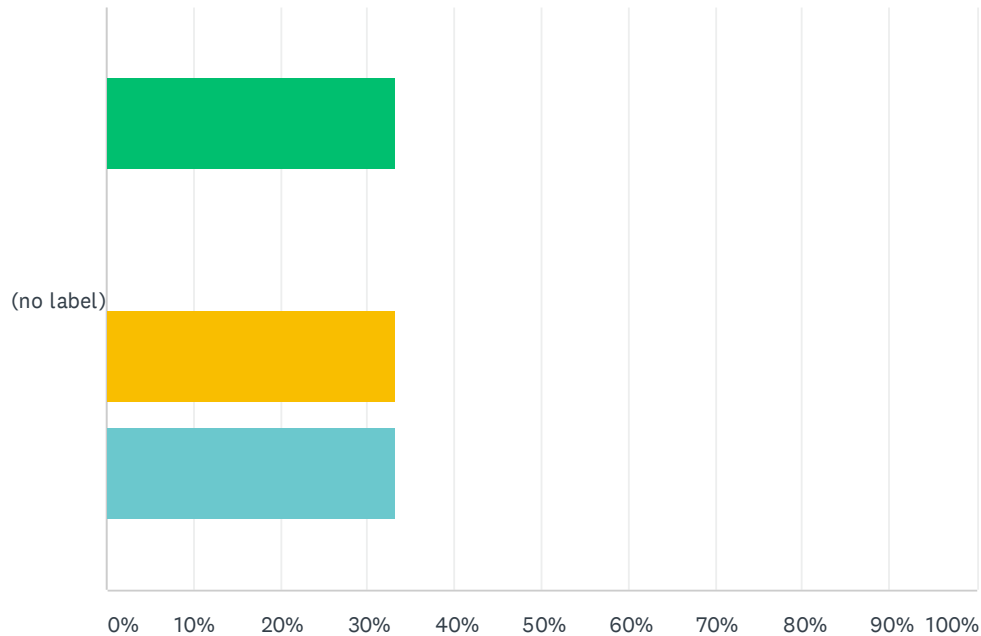


Weak Average Good Excellent

| | WEAK | AVERAGE | GOOD | EXCELLENT | TOTAL | WEIGHTED AVERAGE |
|------------|--------|---------|--------|-----------|-------|------------------|
| (no label) | 33.33% | 0.00% | 50.00% | 16.67% | 6 | 2.50 |
| | 2 | 0 | 3 | 1 | | |

Q8 Include strong evidence that multi-disciplinary team members collaborated together and used their talents and experiences to contribute to the success of the team's objectives?

Answered: 6 Skipped: 1

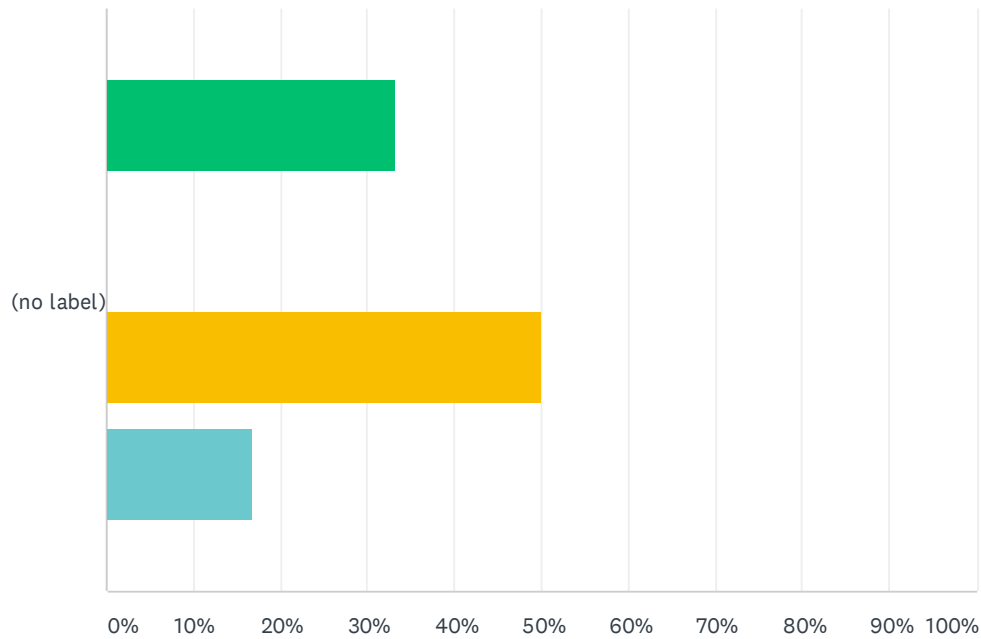


Weak Average Good Excellent

| | WEAK | AVERAGE | GOOD | EXCELLENT | TOTAL | WEIGHTED AVERAGE |
|------------|-------------|------------|-------------|-------------|-------|------------------|
| (no label) | 33.33% 2 | 0.00% 0 | 33.33% 2 | 33.33% 2 | 6 | 2.67 |

Q9 Contain evidence based challenges with an innovative solution to creating impactful results?

Answered: 6 Skipped: 1



Weak Average Good Excellent

| | WEAK | AVERAGE | GOOD | EXCELLENT | TOTAL | WEIGHTED AVERAGE |
|------------|--------|---------|--------|-----------|-------|------------------|
| (no label) | 33.33% | 0.00% | 50.00% | 16.67% | | |
| | 2 | 0 | 3 | 1 | 6 | 2.50 |

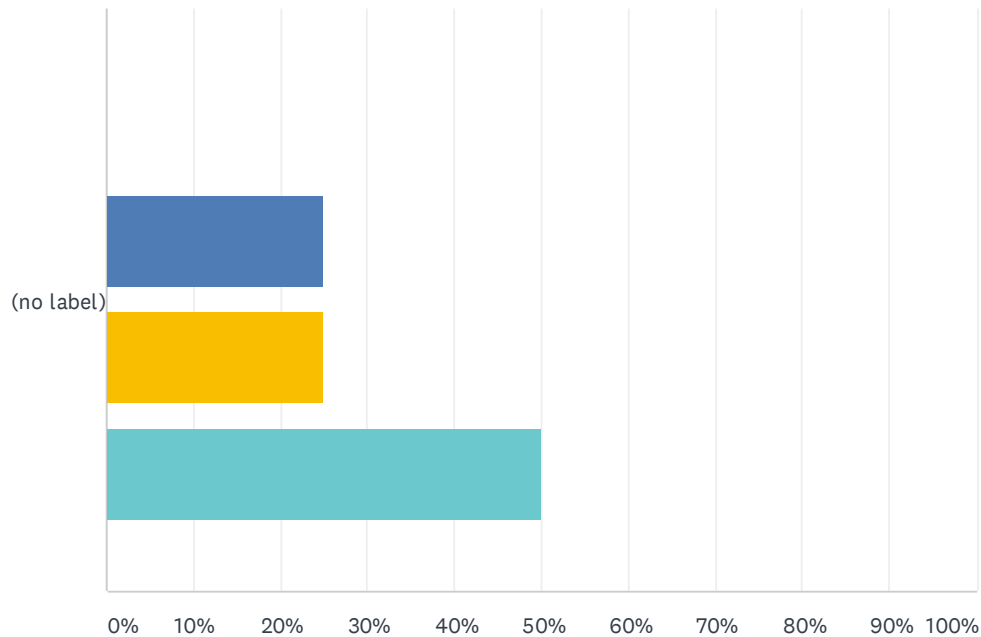
Q10 comments

Answered: 0 Skipped: 7

Story C: OR Collaborative Care Council

Q11 Demonstrate organizational commitment and support of worksite health promotion at all levels of staff within unit?

Answered: 4 Skipped: 3

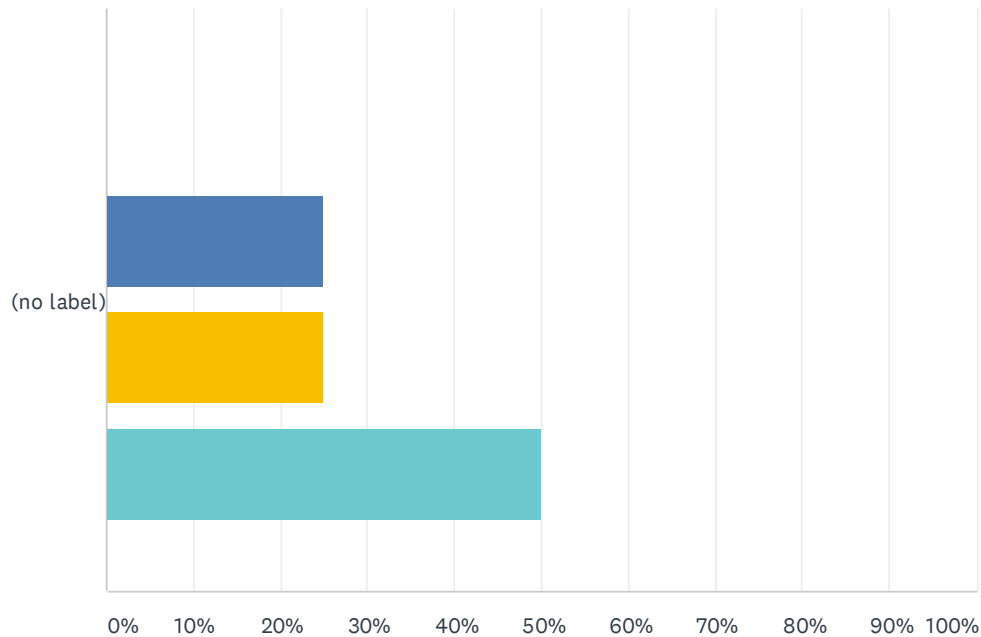


Weak Average Good Excellent

| | WEAK | AVERAGE | GOOD | EXCELLENT | TOTAL | WEIGHTED AVERAGE |
|------------|-------|---------|--------|-----------|-------|------------------|
| (no label) | 0.00% | 25.00% | 25.00% | 50.00% | | |
| | 0 | 1 | 1 | 2 | 4 | 3.25 |

Q12 Lead to outcomes that will have lasting benefits with potential for replication throughout the health system?

Answered: 4 Skipped: 3

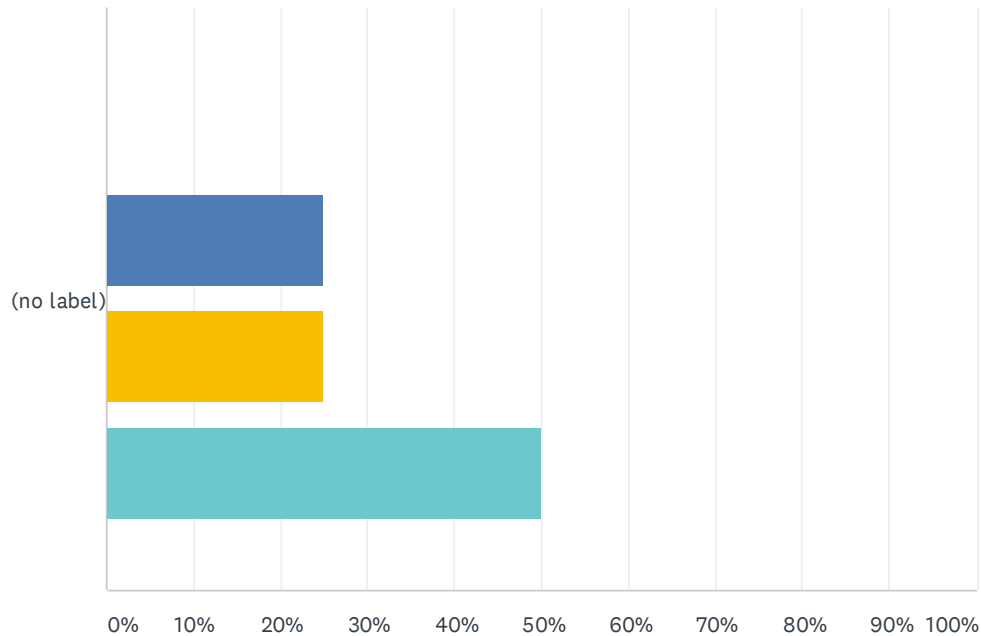


Weak Average Good Excellent

| | WEAK | AVERAGE | GOOD | EXCELLENT | TOTAL | WEIGHTED AVERAGE |
|------------|-------|---------|--------|-----------|-------|------------------|
| (no label) | 0.00% | 25.00% | 25.00% | 50.00% | | |
| | 0 | 1 | 1 | 2 | 4 | 3.25 |

Q13 Include strong evidence that multi-disciplinary team members collaborated together and used their talents and experiences to contribute to the success of the team's objectives?

Answered: 4 Skipped: 3

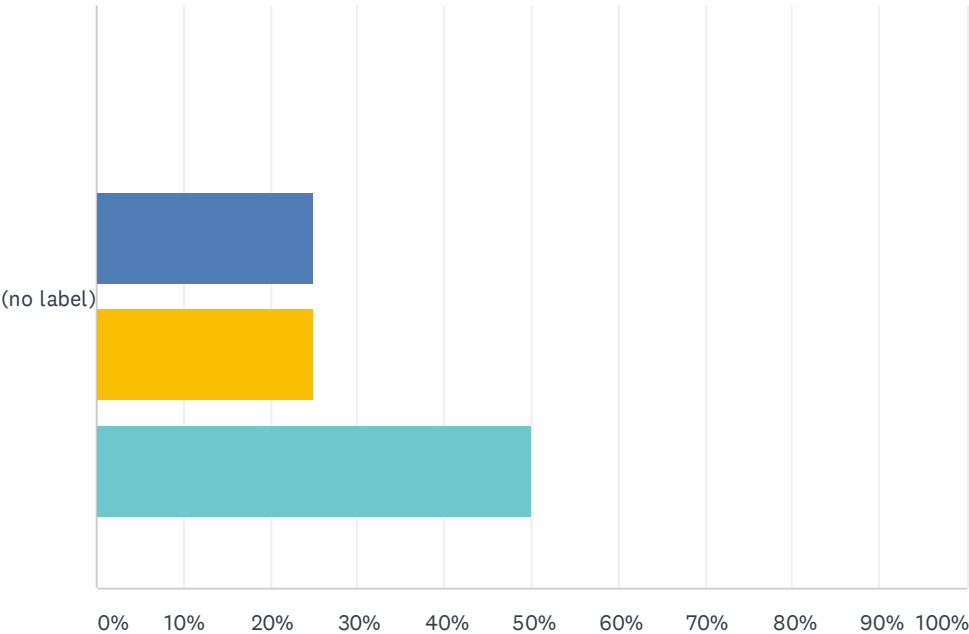


Weak Average Good Excellent

| | WEAK | AVERAGE | GOOD | EXCELLENT | TOTAL | WEIGHTED AVERAGE |
|------------|------------|-------------|-------------|-------------|-------|------------------|
| (no label) | 0.00% 0 | 25.00% 1 | 25.00% 1 | 50.00% 2 | 4 | 3.25 |

Q14 Contain evidence based challenges with an innovative solution to creating impactful results?

Answered: 4 Skipped: 3



Weak Average Good Excellent

| | WEAK | AVERAGE | GOOD | EXCELLENT | TOTAL | WEIGHTED AVERAGE |
|------------|------------|-------------|-------------|-------------|-------|------------------|
| (no label) | 0.00% 0 | 25.00% 1 | 25.00% 1 | 50.00% 2 | 4 | 3.25 |

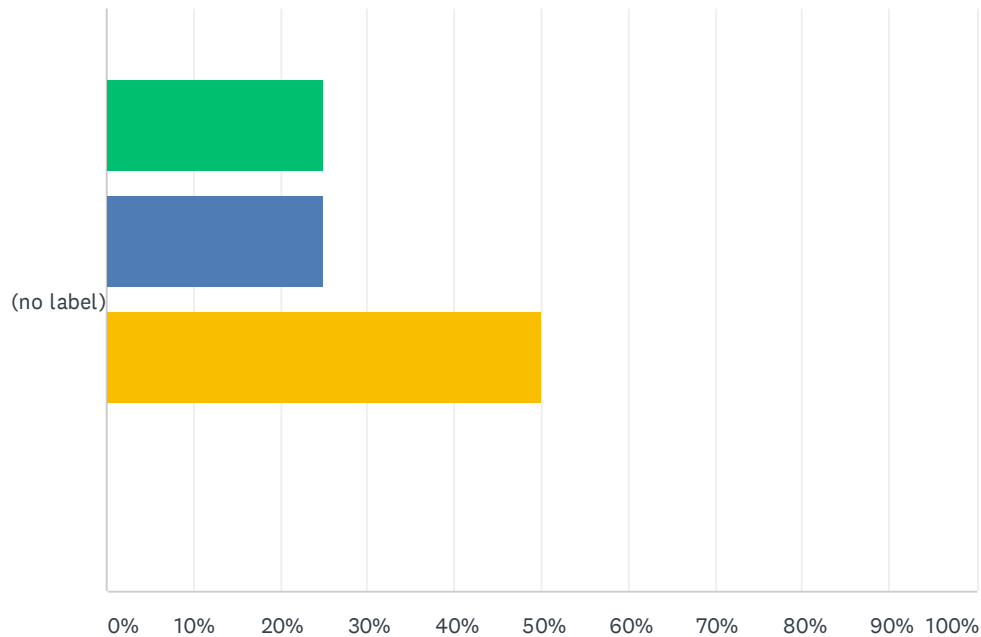
Q15 comments

Answered: 0 Skipped: 7

Story D: RRR Collaborative Care Council

Q16 Demonstrate organizational commitment and support of worksite health promotion at all levels of staff within unit?

Answered: 4 Skipped: 3

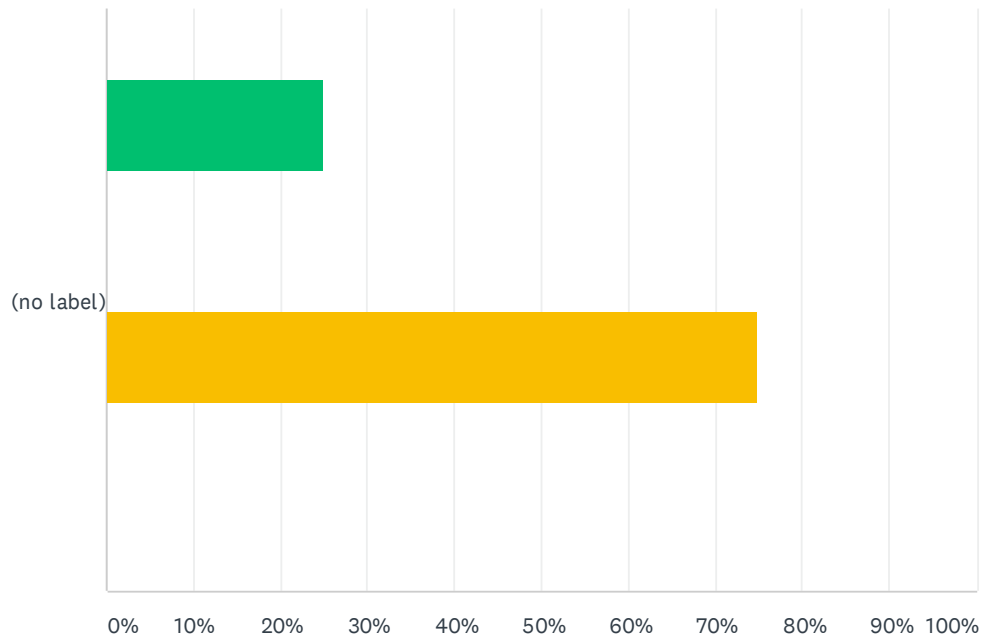


Weak Average Good Excellent

| | WEAK | AVERAGE | GOOD | EXCELLENT | TOTAL | WEIGHTED AVERAGE |
|------------|--------|---------|--------|-----------|-------|------------------|
| (no label) | 25.00% | 25.00% | 50.00% | 0.00% | | |
| | 1 | 1 | 2 | 0 | 4 | 2.25 |

Q17 Lead to outcomes that will have lasting benefits with potential for replication throughout the health system?

Answered: 4 Skipped: 3

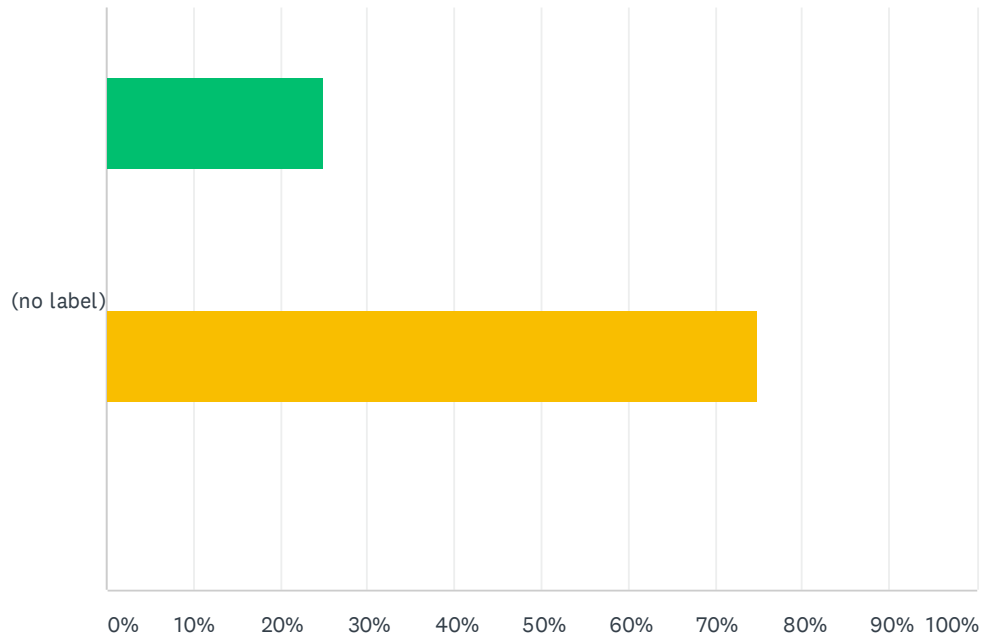


Weak Average Good Excellent

| | WEAK | AVERAGE | GOOD | EXCELLENT | TOTAL | WEIGHTED AVERAGE |
|------------|--------|---------|--------|-----------|-------|------------------|
| (no label) | 25.00% | 0.00% | 75.00% | 0.00% | 4 | 2.50 |
| | 1 | 0 | 3 | 0 | | |

Q18 Include strong evidence that multi-disciplinary team members collaborated together and used their talents and experiences to contribute to the success of the team's objectives?

Answered: 4 Skipped: 3

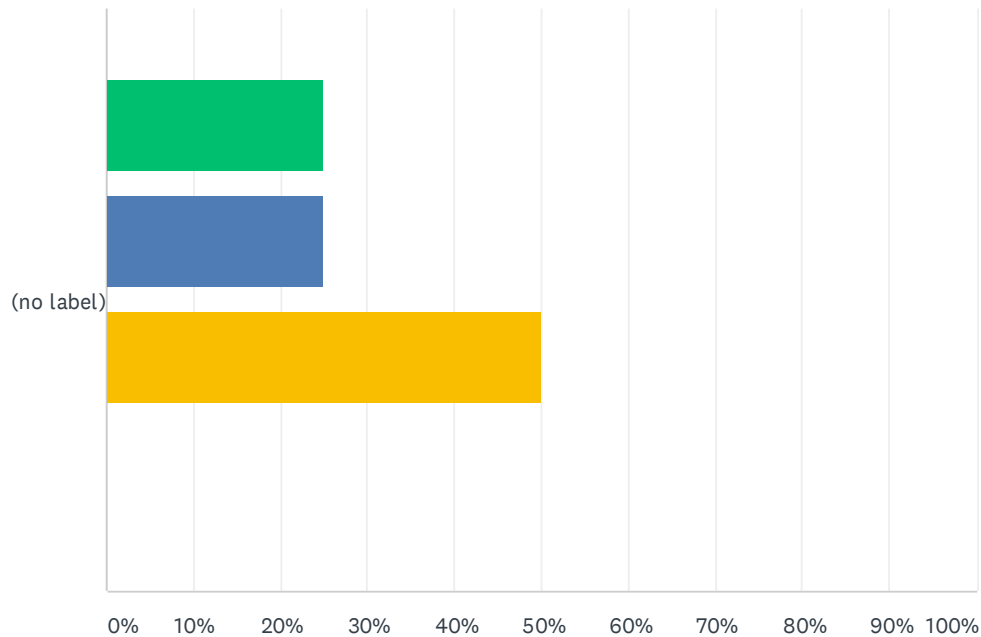


Weak Average Good Excellent

| | WEAK | AVERAGE | GOOD | EXCELLENT | TOTAL | WEIGHTED AVERAGE |
|------------|-------------|------------|-------------|------------|-------|------------------|
| (no label) | 25.00% 1 | 0.00% 0 | 75.00% 3 | 0.00% 0 | 4 | 2.50 |

Q19 Contain evidence based challenges with an innovative solution to creating impactful results?

Answered: 4 Skipped: 3



Weak Average Good Excellent

| | WEAK | AVERAGE | GOOD | EXCELLENT | TOTAL | WEIGHTED AVERAGE |
|------------|--------|---------|--------|-----------|-------|------------------|
| (no label) | 25.00% | 25.00% | 50.00% | 0.00% | | |
| | 1 | 1 | 2 | 0 | 4 | 2.25 |

Q20 comments

Answered: 0 Skipped: 7