



EP18EO – INPATIENT NURSE SENSITIVE QUALITY INDICATORS

EP18EO: Unit- or clinic-level nurse sensitive clinical indicator data outperform the mean or median of the national database used.

The Department of Nursing at Phelps Hospital evaluates performance of nursing-sensitive quality indicators by comparing ourselves to appropriate national benchmarks.

DATA COLLECTION & BENCHMARKS

Nursing Sensitive Quality Indicators: We are reporting data for the following measures:

Required Nursing Sensitive Quality Indicators:

- Falls with Injury
- Hospital-Acquired Pressure Injury (HAPI) – Stage 2 and Above

Selected Nursing Sensitive Quality Indicators:

- Central Line-Associated Blood Stream Infections (CLABSI)
- Catheter-Associated Urinary Tract Infections (CAUTI)

Reporting Period: The reported data spans eight quarters from fourth quarter 2017 (4Q17) through third quarter 2019 (3Q19). Data is reported quarterly by unit.

National Benchmarks: We've chosen to benchmark our performance against the National Database of Nursing Sensitive Quality Indicators (NDNQI) – All Hospitals Mean for Falls with Injury, HAPI – Stage 2 & Above, CLABSI, and CAUTI.

EP18EO – Table 1 – Phelps Hospital Unit-Level Measures & Benchmarks

| Phelps Hospital | | Benchmark: Database & Cohort | | | |
|------------------|--|------------------------------|---------------------------|---------------------------|---------------------------|
| Type | Unit | Falls with Injury | HAPI ≥ 2 | CLABSI | CAUTI |
| Medical | 5 North | NDNQI: All Hospitals Mean | NDNQI: All Hospitals Mean | NDNQI: All Hospitals Mean | NDNQI: All Hospitals Mean |
| Med-Surg | 2 Center | NDNQI: All Hospitals Mean | NDNQI: All Hospitals Mean | NDNQI: All Hospitals Mean | NDNQI: All Hospitals Mean |
| Med-Surg | 3 North (FKA 2 North) | NDNQI: All Hospitals Mean | NDNQI: All Hospitals Mean | NDNQI: All Hospitals Mean | NDNQI: All Hospitals Mean |
| Step Down | 5 South | NDNQI: All Hospitals Mean | NDNQI: All Hospitals Mean | NDNQI: All Hospitals Mean | NDNQI: All Hospitals Mean |
| Critical Care | ICU | NDNQI: All Hospitals Mean | NDNQI: All Hospitals Mean | NDNQI: All Hospitals Mean | NDNQI: All Hospitals Mean |
| Labor & Delivery | Labor and Delivery | not collected by vendor | not collected by vendor | not collected by vendor | not collected by vendor |
| Ante/Post Partum | 4 South | NDNQI: All Hospitals Mean | not collected by vendor | not collected by vendor | not collected by vendor |
| Pediatrics | Pediatrics | NDNQI: All Hospitals Mean | NDNQI: All Hospitals Mean | device days not collected | device days not collected |
| Psychiatric | 1 South | NDNQI: All Hospitals Mean | not collected by vendor | device days not collected | device days not collected |
| Psychiatric | 2 South (Behavioral Health) includes 4 North | NDNQI: All Hospitals Mean | not collected by vendor | not collected by vendor | not collected by vendor |
| Psychiatric | 4 North (Behavioral Health) | included with 2 South | included with 2 South | included with 2 South | included with 2 South |

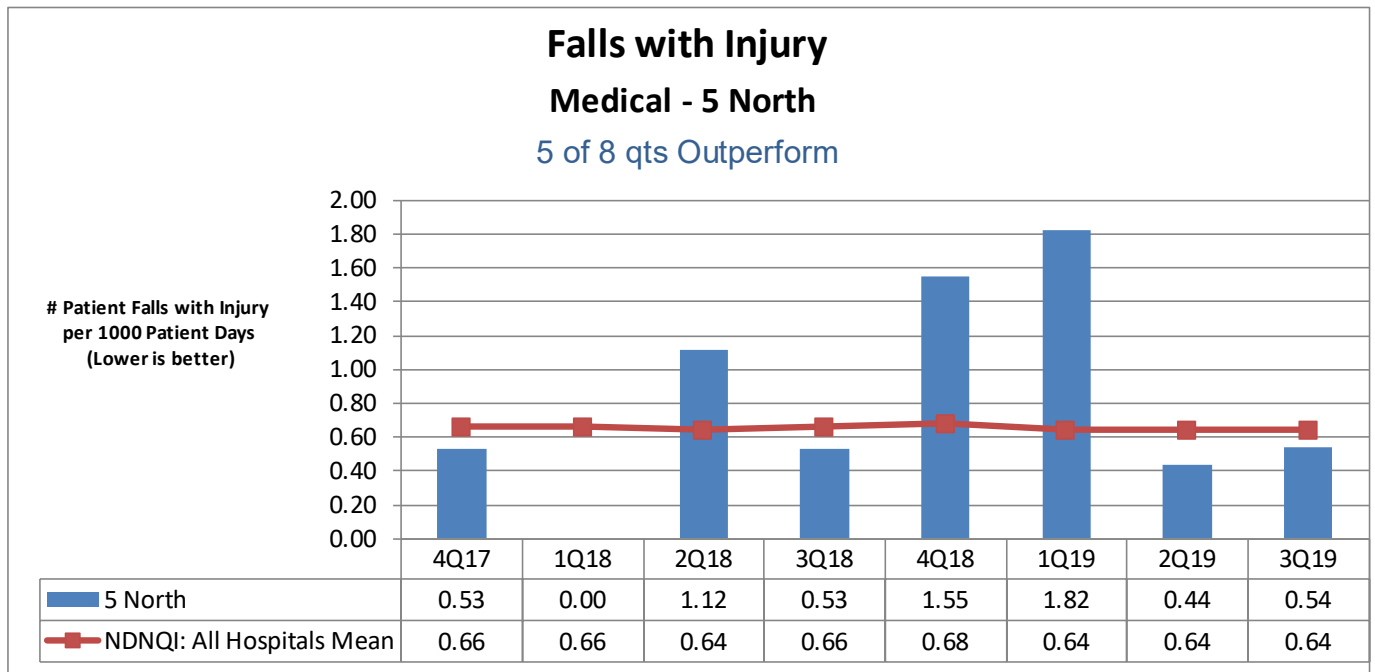
FALLS WITH INJURY

EP18EO – Table 2 – Phelps Hospital Falls with Injury Performance Summary

| Falls with Injury 8 of 8 Units Outperform <small>* less than 8 quarters of data</small> | | | |
|---|--|-------------------------|-----------------------------|
| Unit Type | Unit | Performance Analysis | Outperformed |
| Medical | 5 North | 5 of 8 qts Outperform | ★ |
| Med-Surg | 2 Center | 5 of 8 qts Outperform | ★ |
| Med-Surg | 3 North (FKA 2 North) | 5 of 8 qts Outperform | ★ |
| Step Down | 5 South | 6 of 8 qts Outperform | ★ |
| Critical Care | ICU | 7 of 8 qts Outperform | ★ |
| Labor & Delivery | Labor and Delivery | not collected by vendor | N/A |
| Ante/Post Partum | 4 South | 8 of 8 qts Outperform | ★ |
| Pediatrics | Pediatrics | 2 of 8 qts Outperform* | not included in denominator |
| Psychiatric | 1 South | 6 of 8 qts Outperform | ★ |
| Psychiatric | 2 South (Behavioral Health) includes 4 North | 7 of 8 qts Outperform | ★ |
| Psychiatric | 4 North (Behavioral Health) | included with 2 South | N/A |

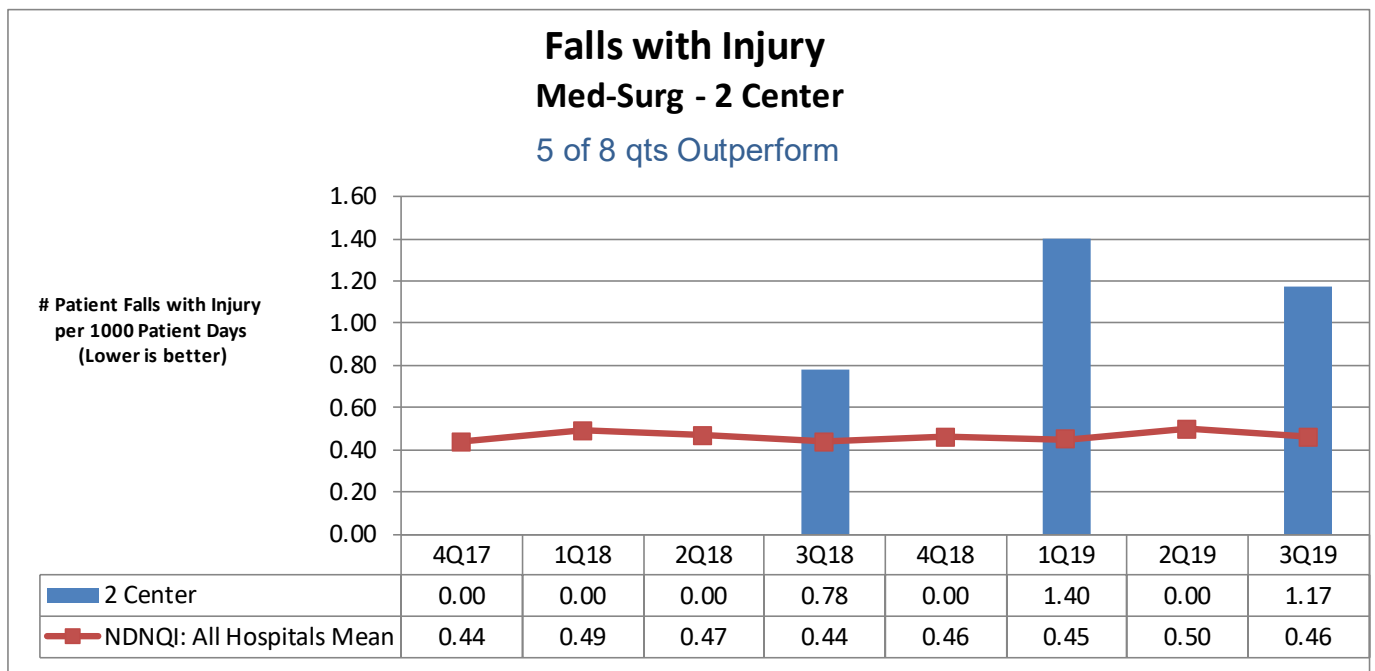
Medical: 5 North

EP18EO – Graph 1 – 5 North Falls with Injury



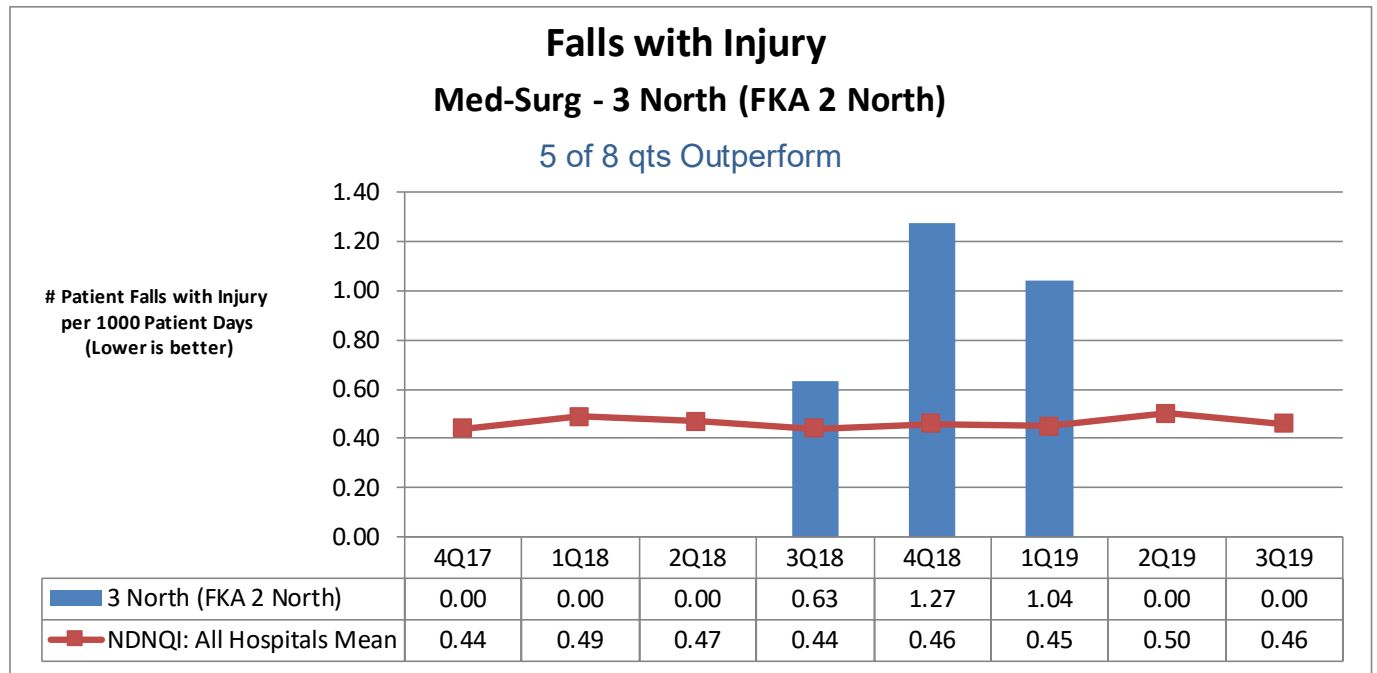
Med-Surg: 2 Center

EP18EO – Graph 2 – 2 Center Falls with Injury



Med-Surg: 3 North (FKA 2 North)

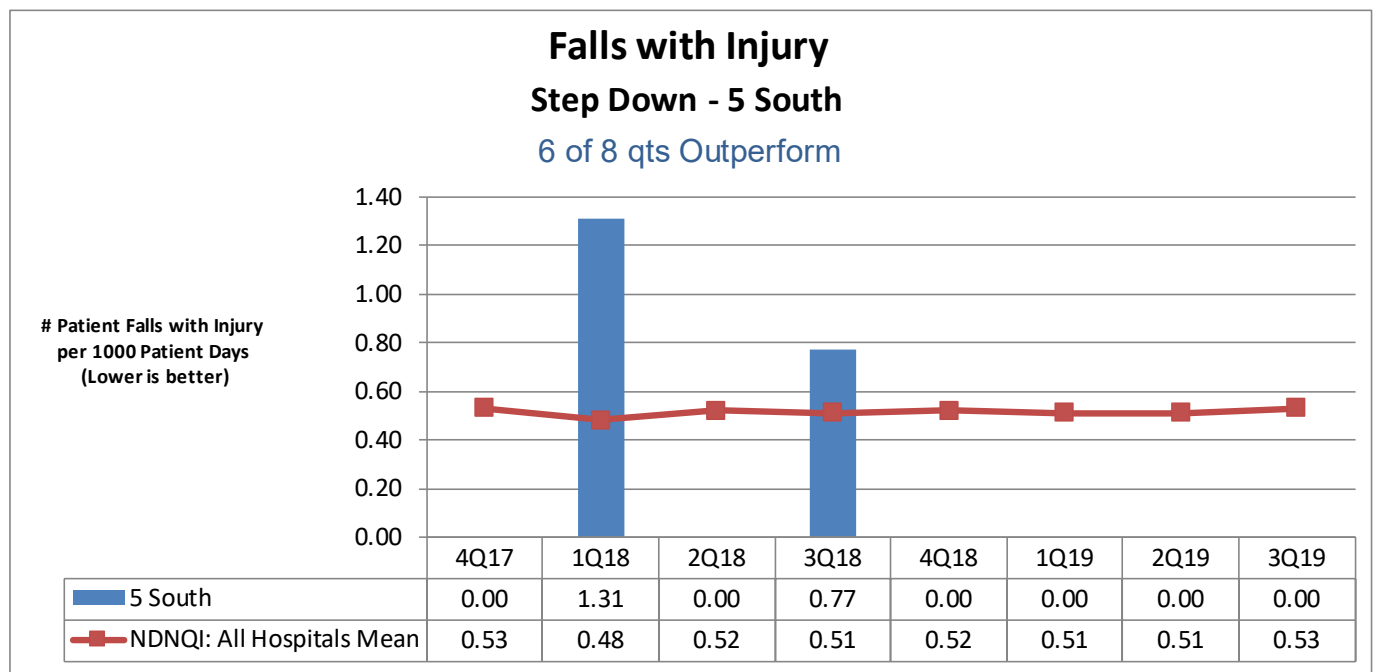
EP18EO – Graph 3 – 3 North (FKA 2 North) Falls with Injury



data reported as 2 North 4Q17-4Q18

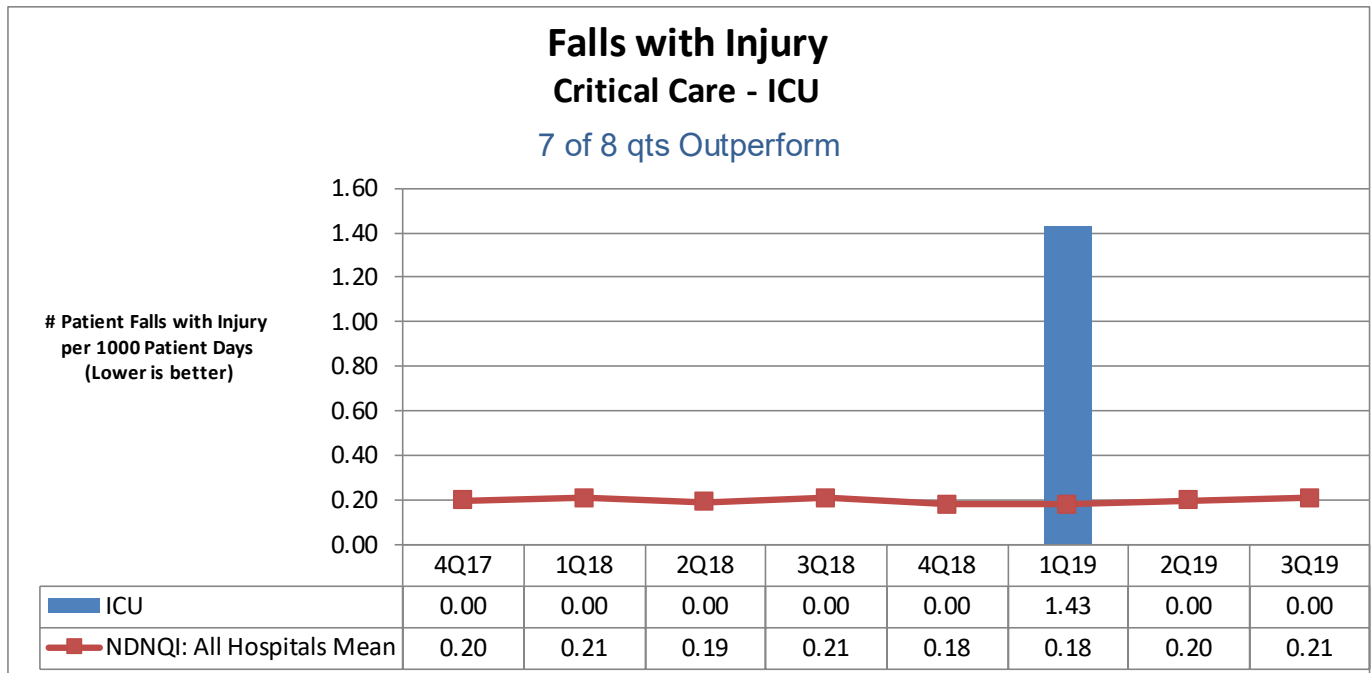
Step Down: 5 South

EP18EO – Graph 4 – 5 South Falls with Injury



Critical Care: ICU

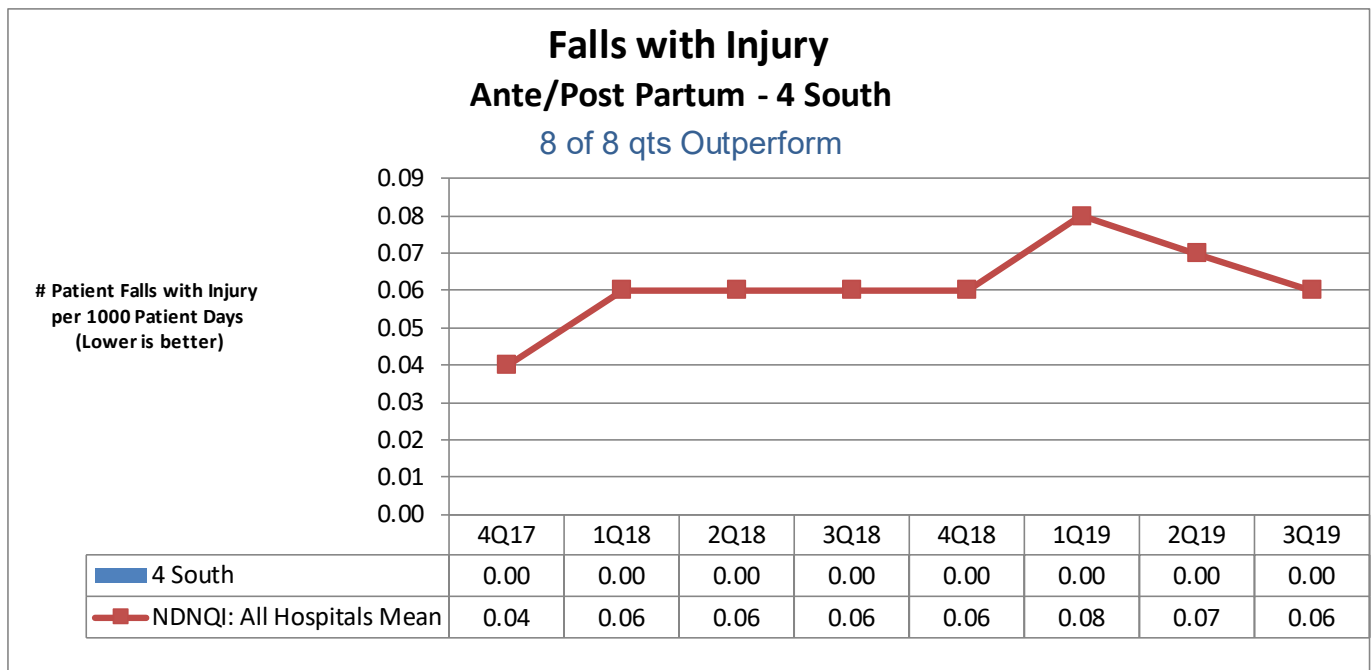
EP18EO – Graph 5 – ICU Falls with Injury



Labor & Delivery: Labor and Delivery – not collected by vendor

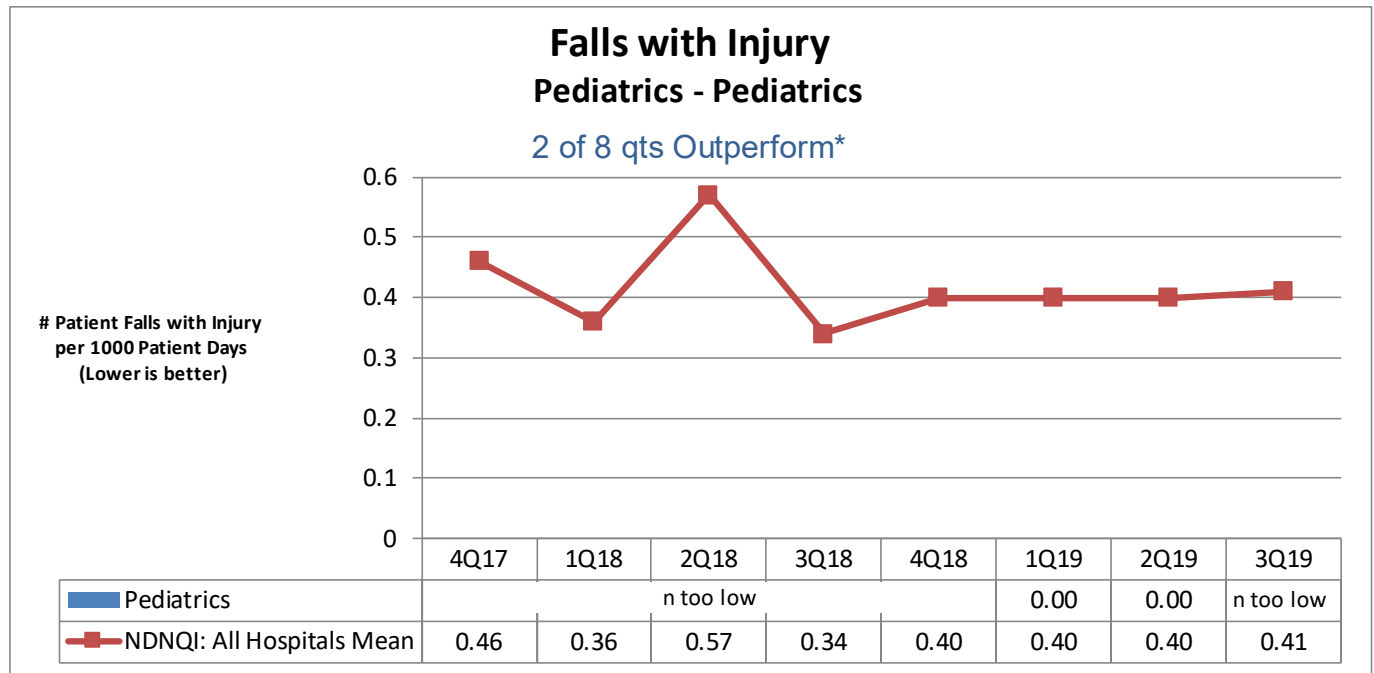
Ante/Post Partum: 4 South

EP18EO – Graph 6 – 4 South Falls with Injury



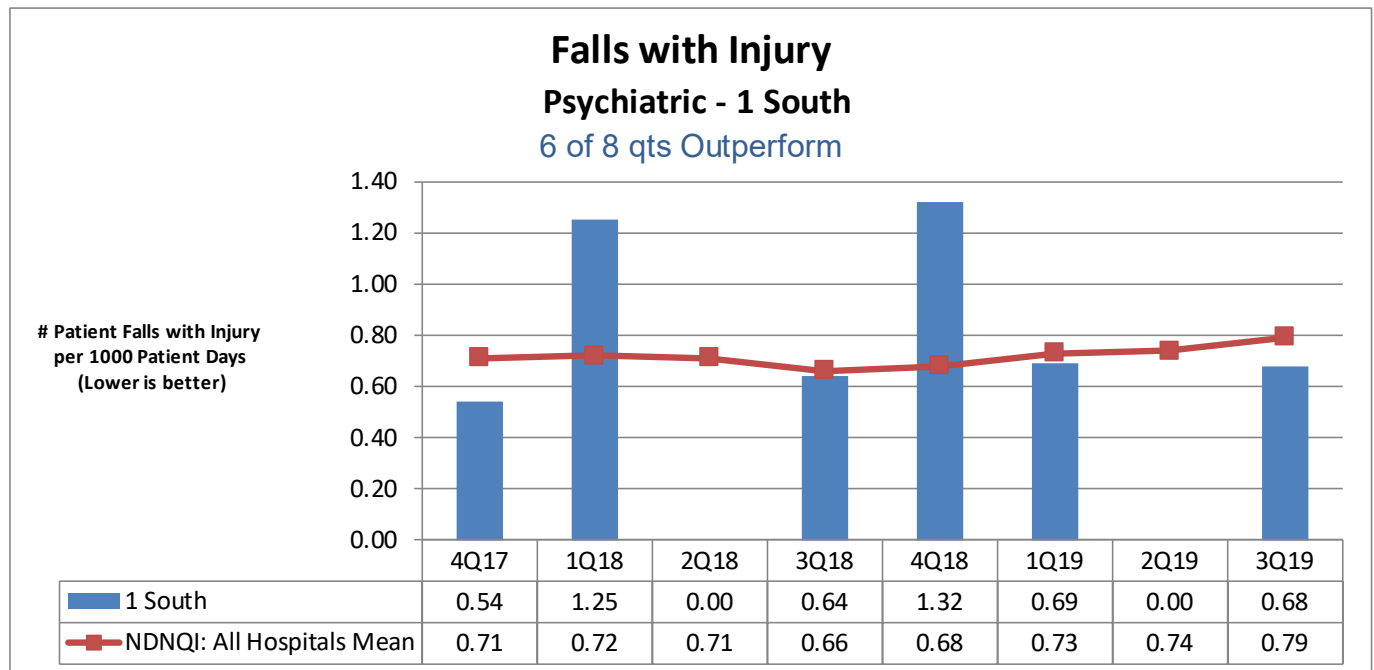
Pediatrics: Pediatrics

EP18EO – Graph 7 – Pediatrics Falls with Injury



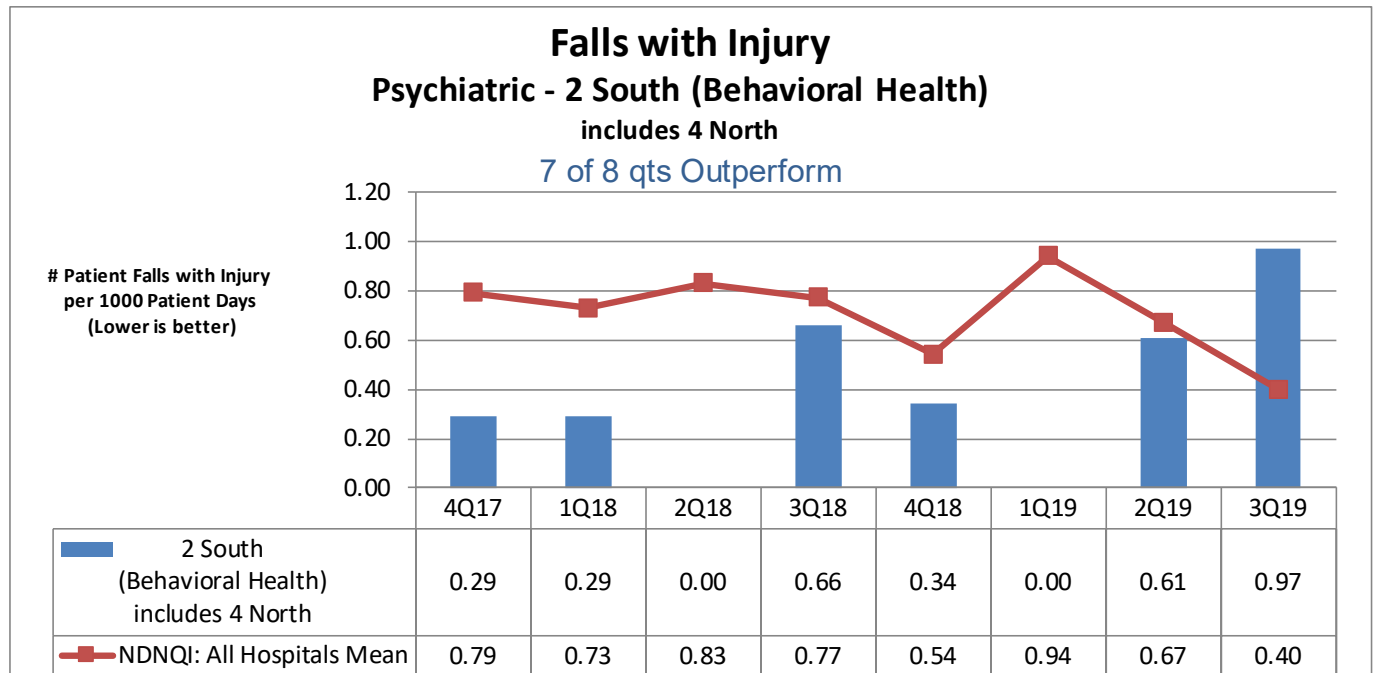
Psychiatric: 1 South

EP18EO – Graph 8 – 1 South Falls with Injury



Psychiatric: 2 South (Behavioral Health)

EP18EO – Graph 9 – 2 South (Behavioral Health) includes 4 North Falls with Injury



Psychiatric: 4 North (Behavioral Health) – included with 2 South

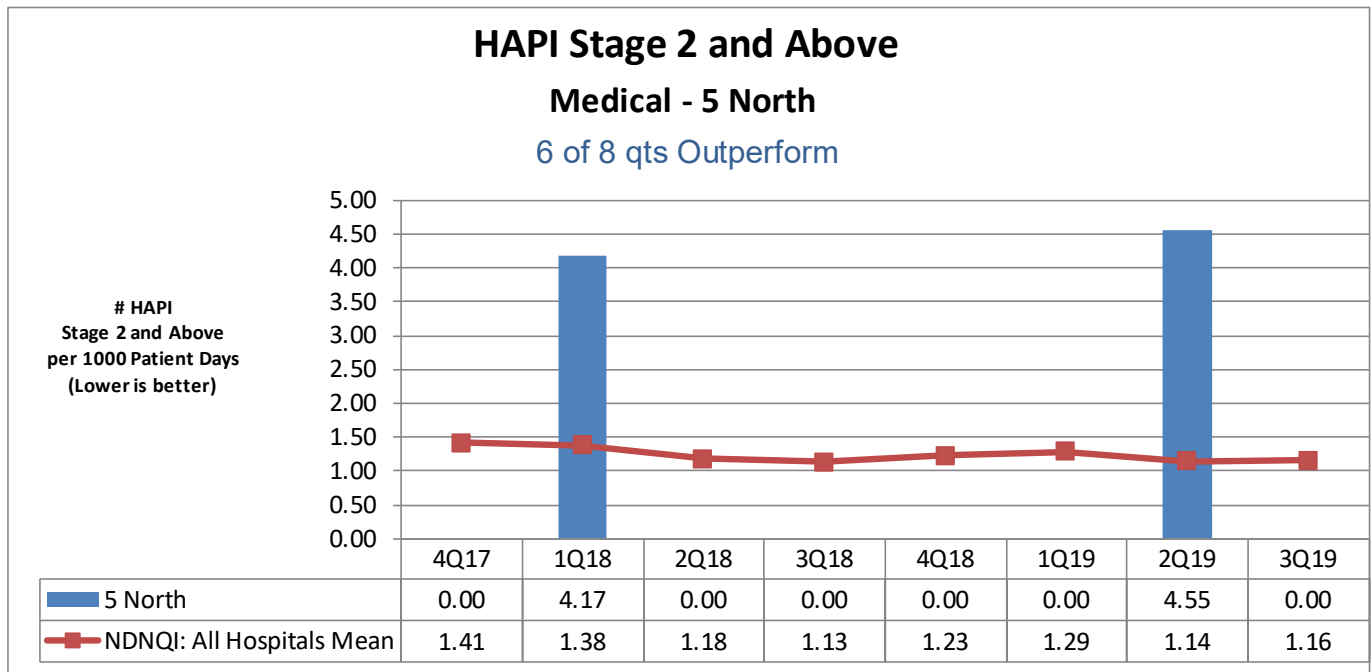
HOSPITAL ACQUIRED PRESSURE INJURIES – STAGE 2 & ABOVE

EP18EO – Table 3 – Phelps Hospital HAPI Performance Summary

| HAPI ≥ 2 5 of 5 Units Outperform <small>* less than 8 quarters of data</small> | | | |
|---|--|-------------------------|-----------------------------|
| Unit Type | Unit | Performance Analysis | Outperformed |
| Medical | 5 North | 6 of 8 qts Outperform | ★ |
| Med-Surg | 2 Center | 8 of 8 qts Outperform | ★ |
| Med-Surg | 3 North (FKA 2 North) | 8 of 8 qts Outperform | ★ |
| Step Down | 5 South | 8 of 8 qts Outperform | ★ |
| Critical Care | ICU | 8 of 8 qts Outperform | ★ |
| Labor & Delivery | Labor and Delivery | not collected by vendor | N/A |
| Ante/Post Partum | 4 South | not collected by vendor | N/A |
| Pediatrics | Pediatrics | 2 of 8 qts Outperform* | not included in denominator |
| Psychiatric | 1 South | not collected by vendor | N/A |
| Psychiatric | 2 South (Behavioral Health) includes 4 North | not collected by vendor | N/A |
| Psychiatric | 4 North (Behavioral Health) | included with 2 South | N/A |

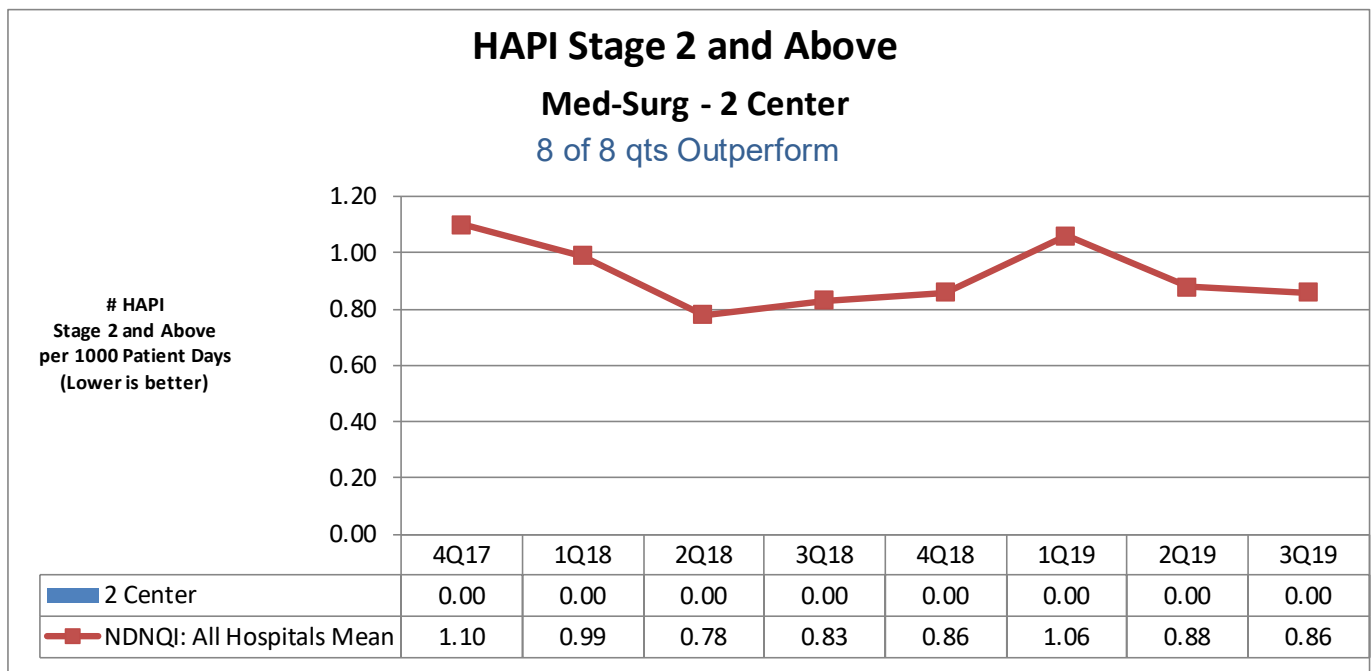
Medical: 5 North

EP18EO – Graph 10 – 5 North HAPI



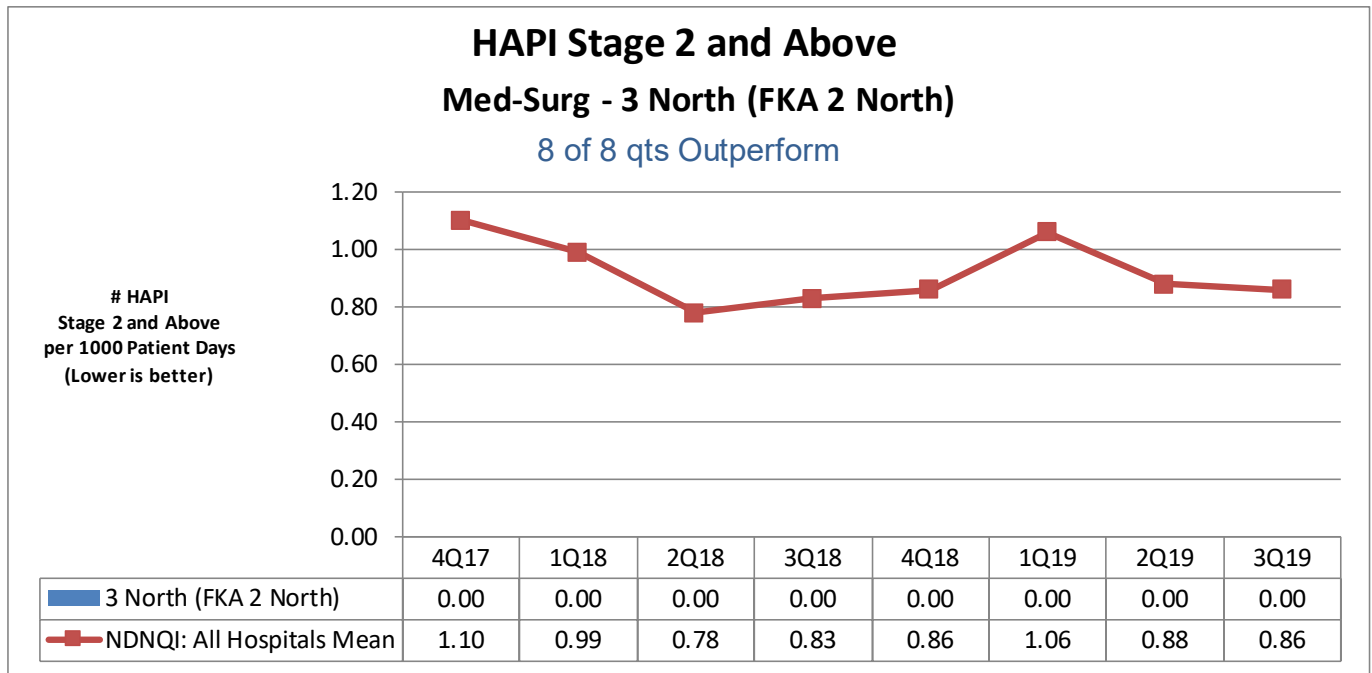
Med-Surg: 2 Center

EP18EO – Graph 11 – 2 Center HAPI



Med-Surg: 3 North (FKA 2 North)

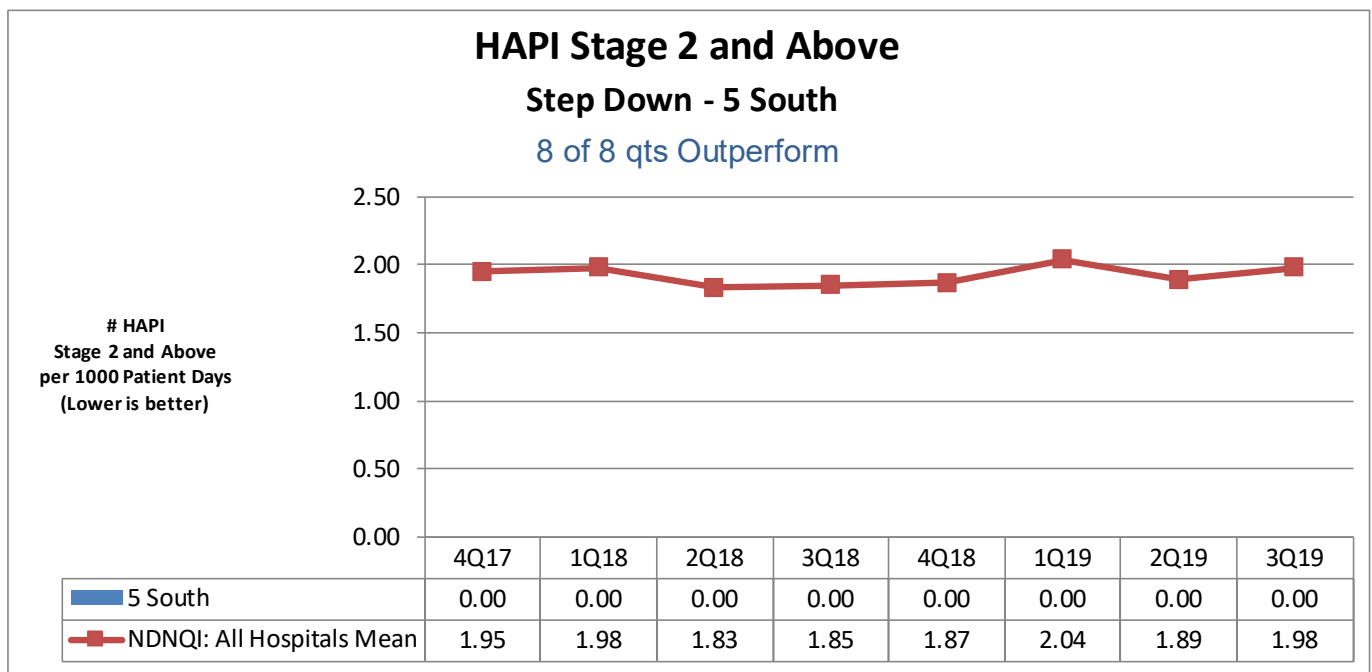
EP18EO – Graph 12 – 3 North (FKA 2 North) HAPI



data reported as 2 North 4Q17-4Q18

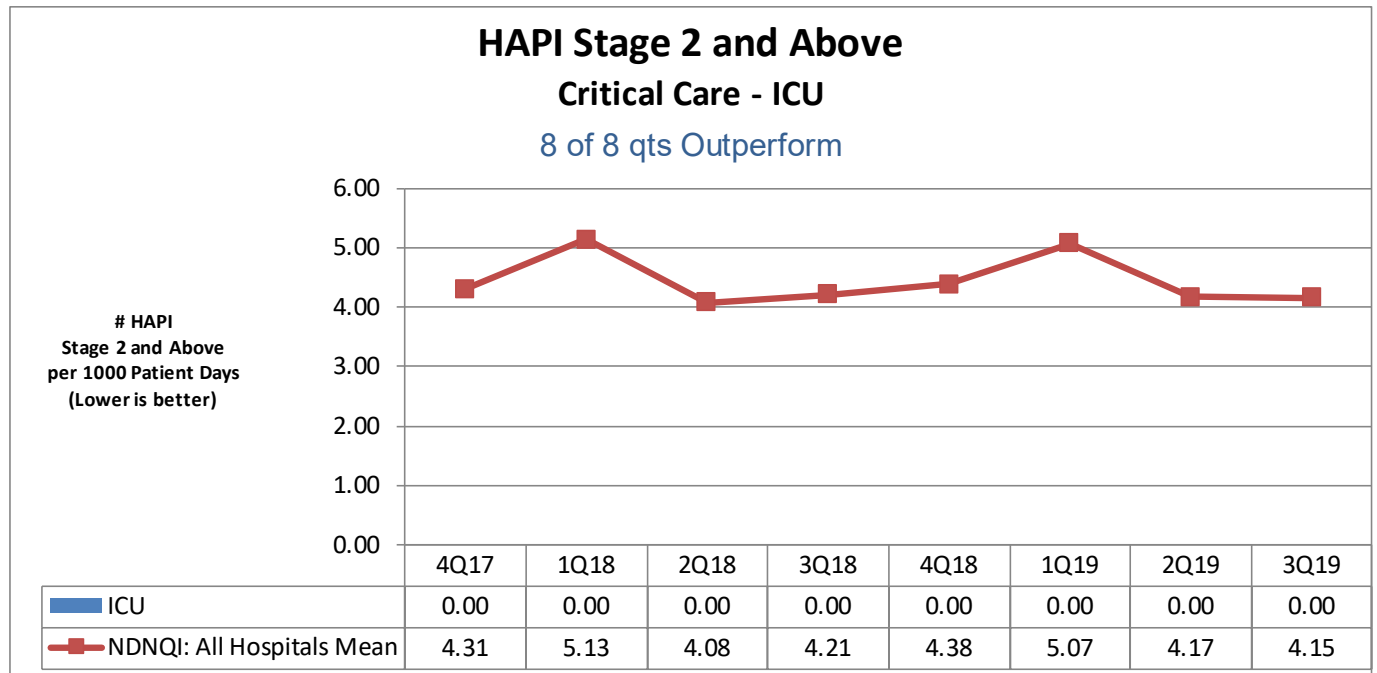
Step Down: 5 South

EP18EO – Graph 13 – 5 South HAPI



Critical Care: ICU

EP18EO – Graph 14 – ICU HAPI

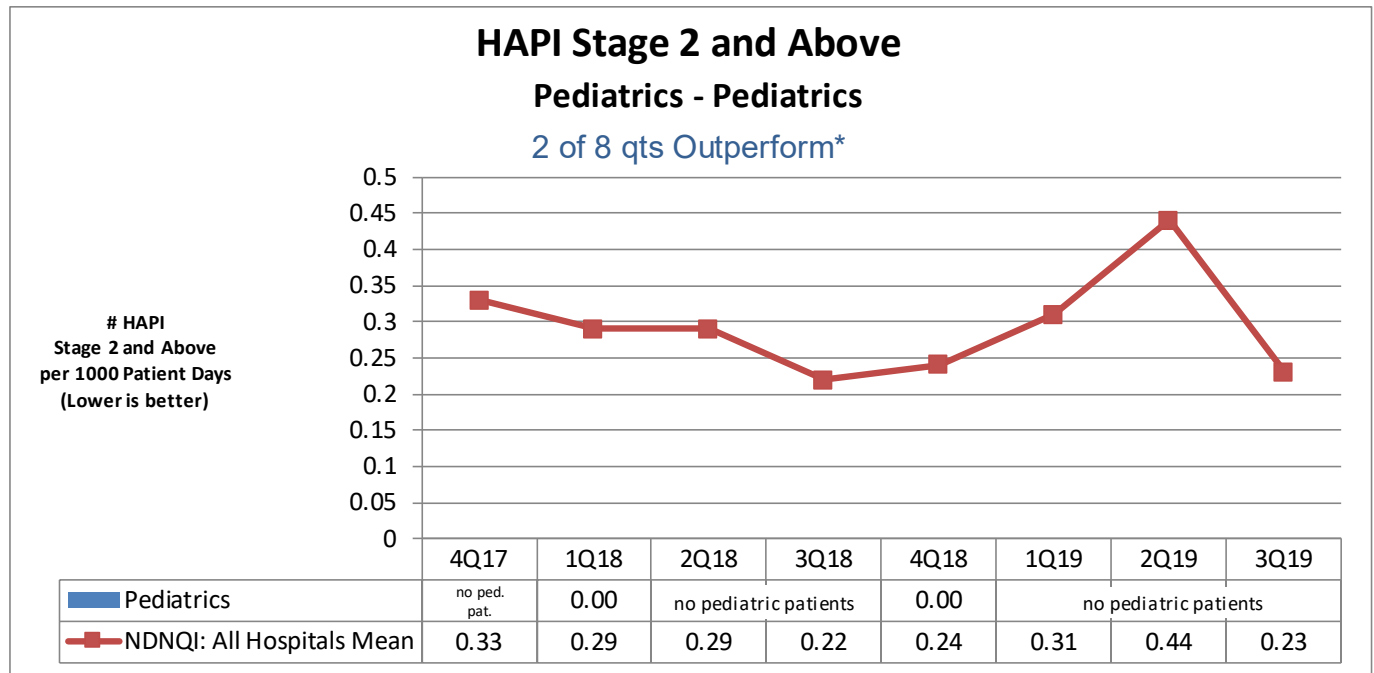


Labor & Delivery: Labor and Delivery – not collected by vendor

Ante/Post Partum: 4 South – not collected by vendor

Pediatrics: Pediatrics

EP18EO – Graph 15 – Pediatrics HAPI



Psychiatric: 1 South – not collected by vendor

Psychiatric: 2 South (Behavioral Health) – not collected by vendor

Psychiatric: 4 North (Behavioral Health) – included with 2 South (not collected by vendor)

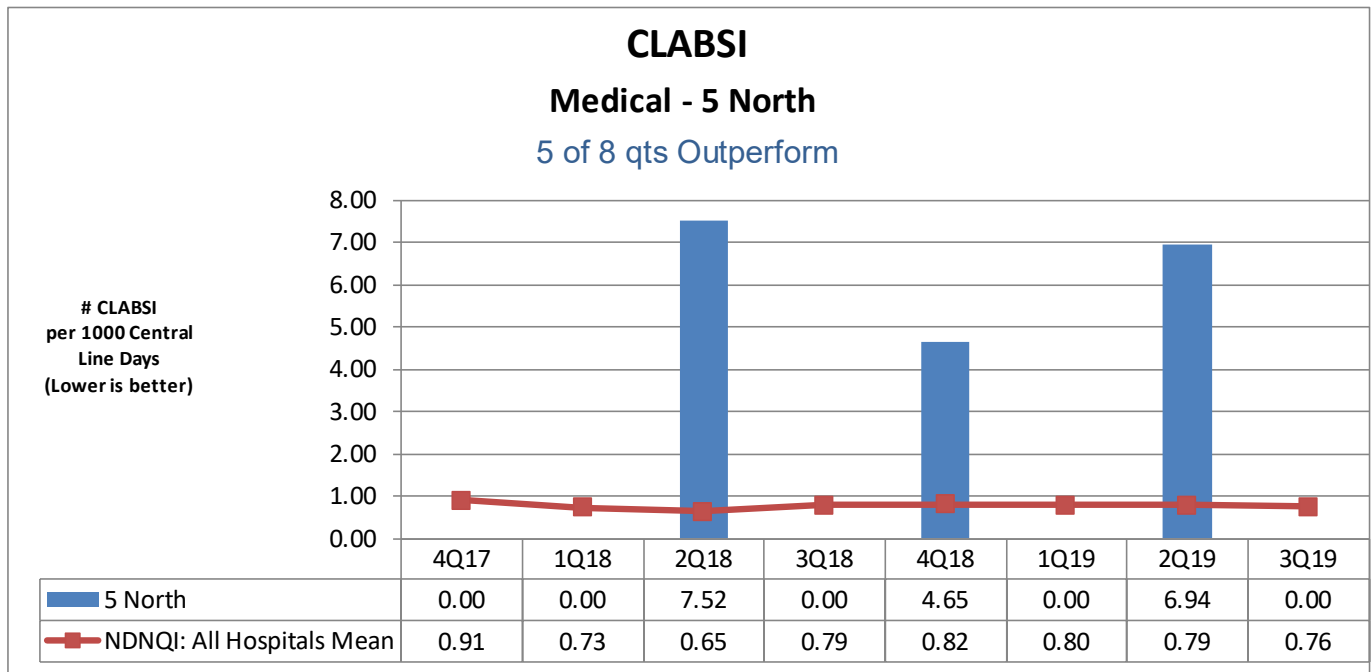
CENTRAL LINE-ASSOCIATED BLOOD STREAM INFECTIONS

EP18EO – Table 4 – Phelps Hospital CLABSI Performance Summary

| CLABSI | | | |
|--------------------------------|--|---------------------------|--------------|
| 5 of 5 Units Outperform | | | |
| * less than 8 quarters of data | | | |
| Unit Type | Unit | Performance Analysis | Outperformed |
| Medical | 5 North | 5 of 8 qts Outperform | ★ |
| Med-Surg | 2 Center | 8 of 8 qts Outperform | ★ |
| Med-Surg | 3 North (FKA 2 North) | 8 of 8 qts Outperform | ★ |
| Step Down | 5 South | 8 of 8 qts Outperform | ★ |
| Critical Care | ICU | 7 of 8 qts Outperform | ★ |
| Labor & Delivery | Labor and Delivery | not collected by vendor | N/A |
| Ante/Post Partum | 4 South | not collected by vendor | N/A |
| Pediatrics | Pediatrics | device days not collected | N/A |
| Psychiatric | 1 South | device days not collected | N/A |
| Psychiatric | 2 South (Behavioral Health) includes 4 North | not collected by vendor | N/A |
| Psychiatric | 4 North (Behavioral Health) | included with 2 South | N/A |

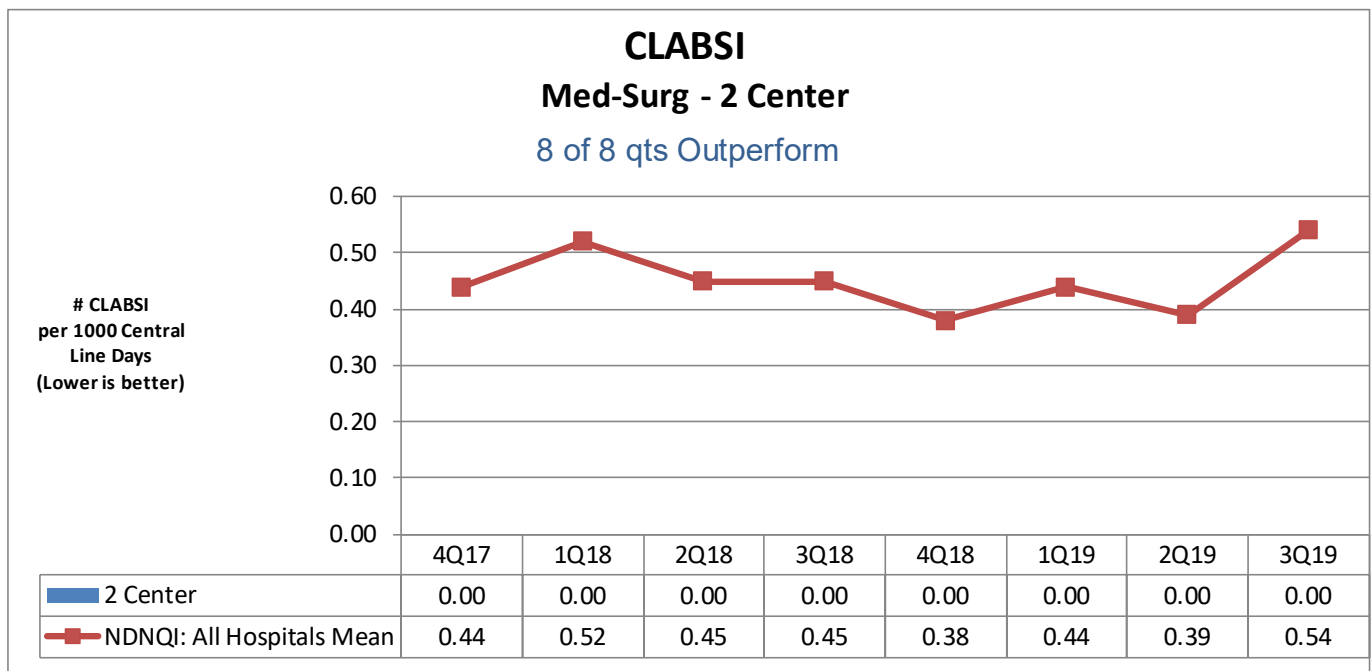
Medical: 5 North

EP18EO – Graph 16 – 5 North CLABSI



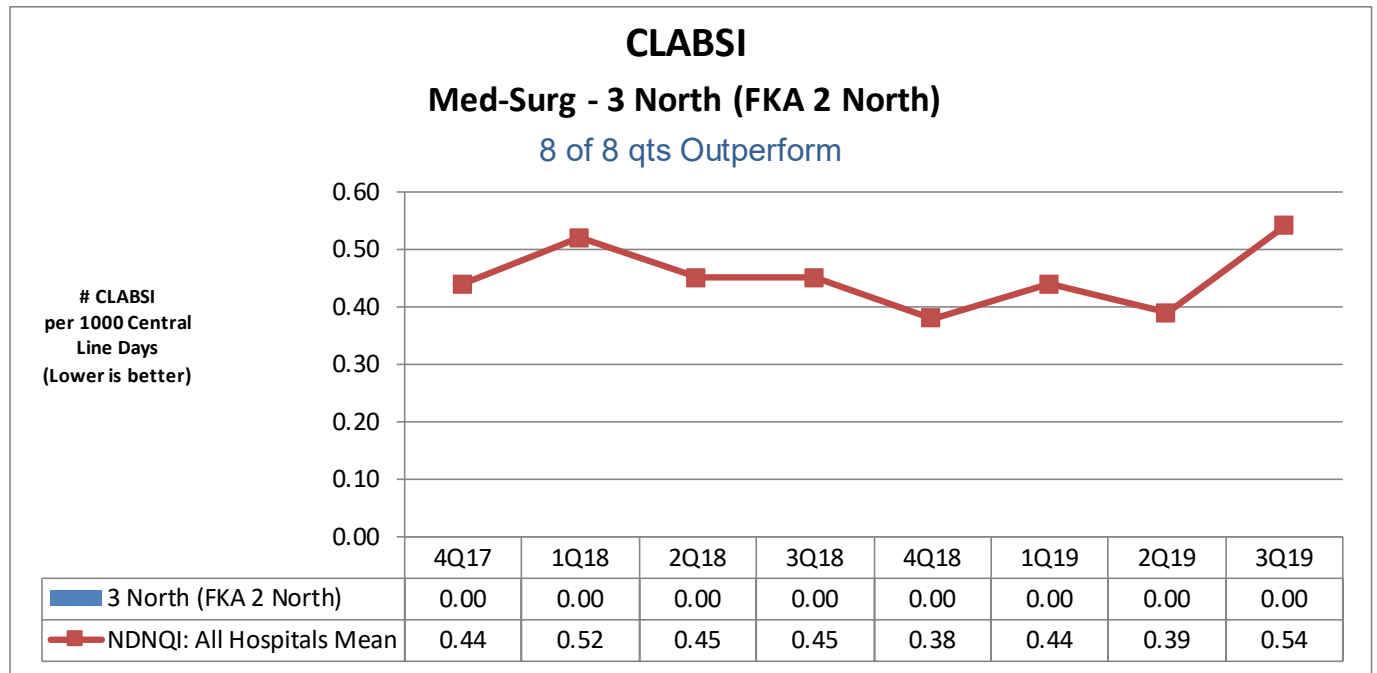
Med-Surg: 2 Center

EP18EO – Graph 17 – 2 Center CLABSI



Med-Surg: 3 North (FKA 2 North)

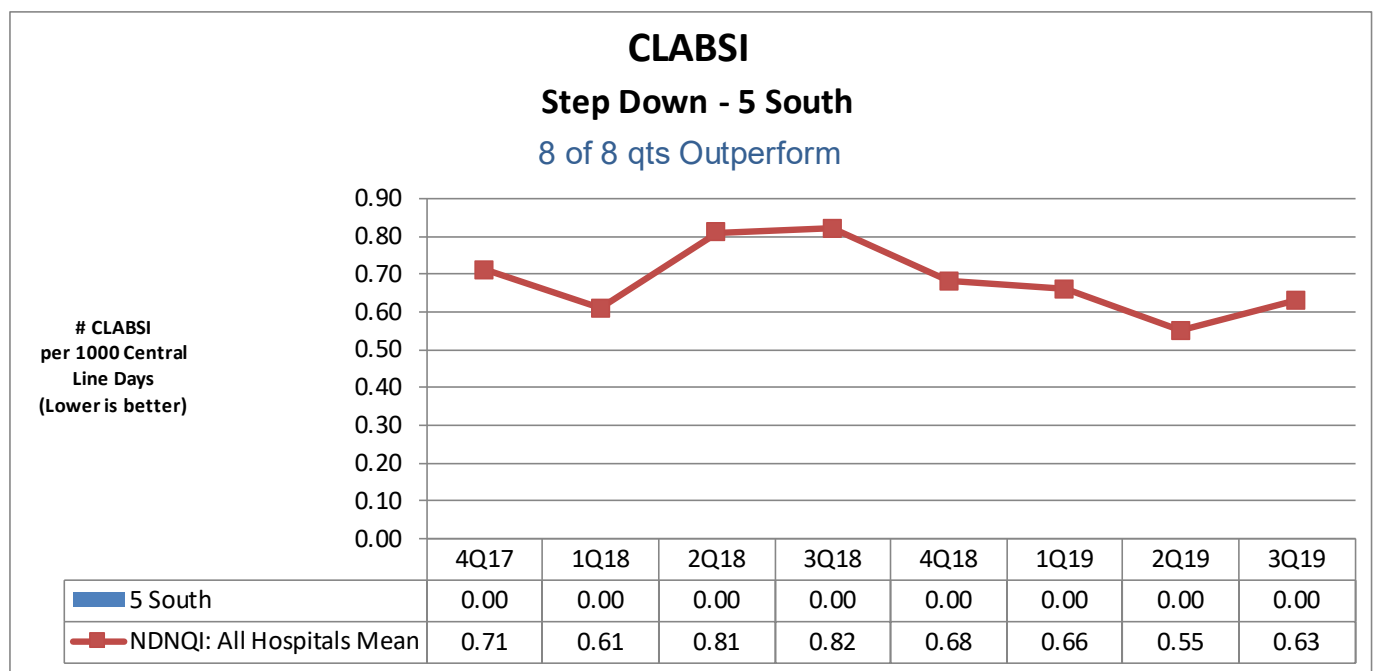
EP18EO – Graph 18 – 3 North (FKA 2 North) CLABSI



data reported as 2 North 4Q17-4Q18

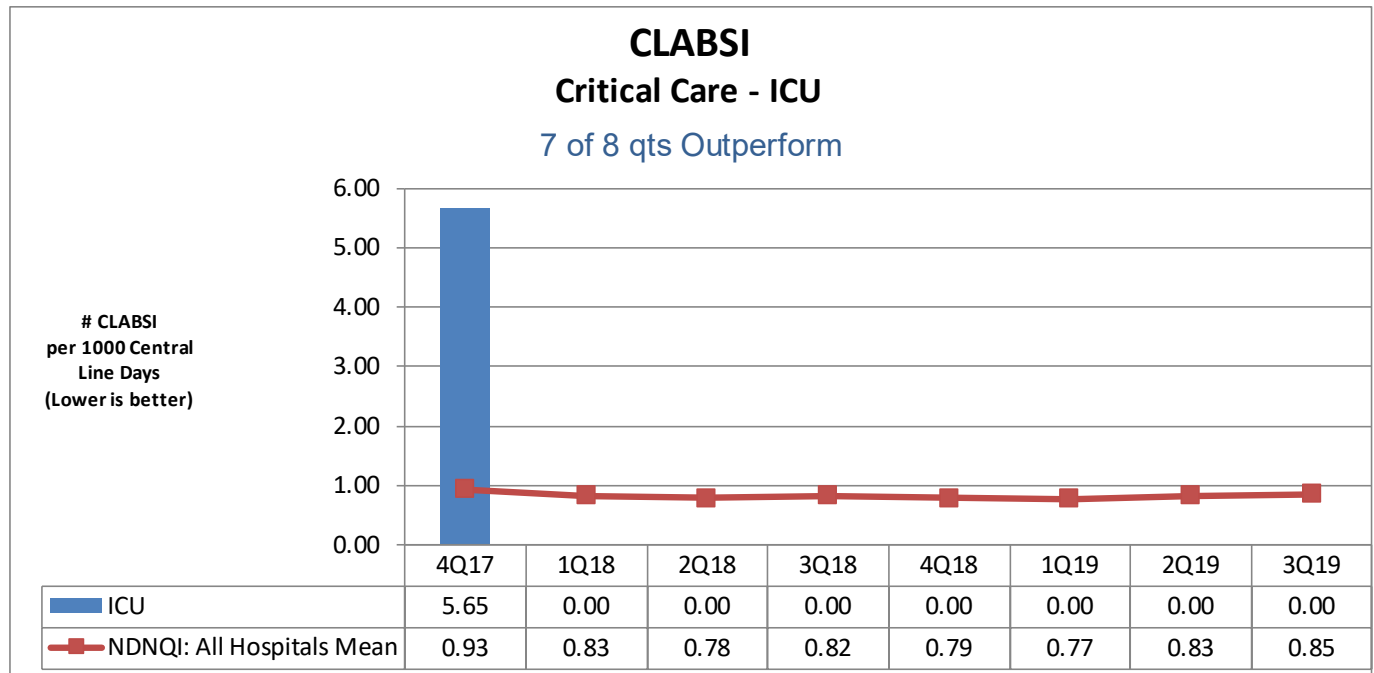
Step Down: 5 South

EP18EO – Graph 19 – 5 South CLABSI



Critical Care: ICU

EP18EO – Graph 20 – ICU CLABSI



Labor & Delivery: Labor and Delivery – not collected by vendor

Ante/Post Partum: 4 South – not collected by vendor

Pediatrics: Pediatrics – do not send to vendor, device days not collected

Psychiatric: 1 South – do not send to vendor, device days not collected

Psychiatric: 2 South (Behavioral Health) – not collected by vendor

Psychiatric: 4 North (Behavioral Health) – included with 2 South (not collected by vendor)

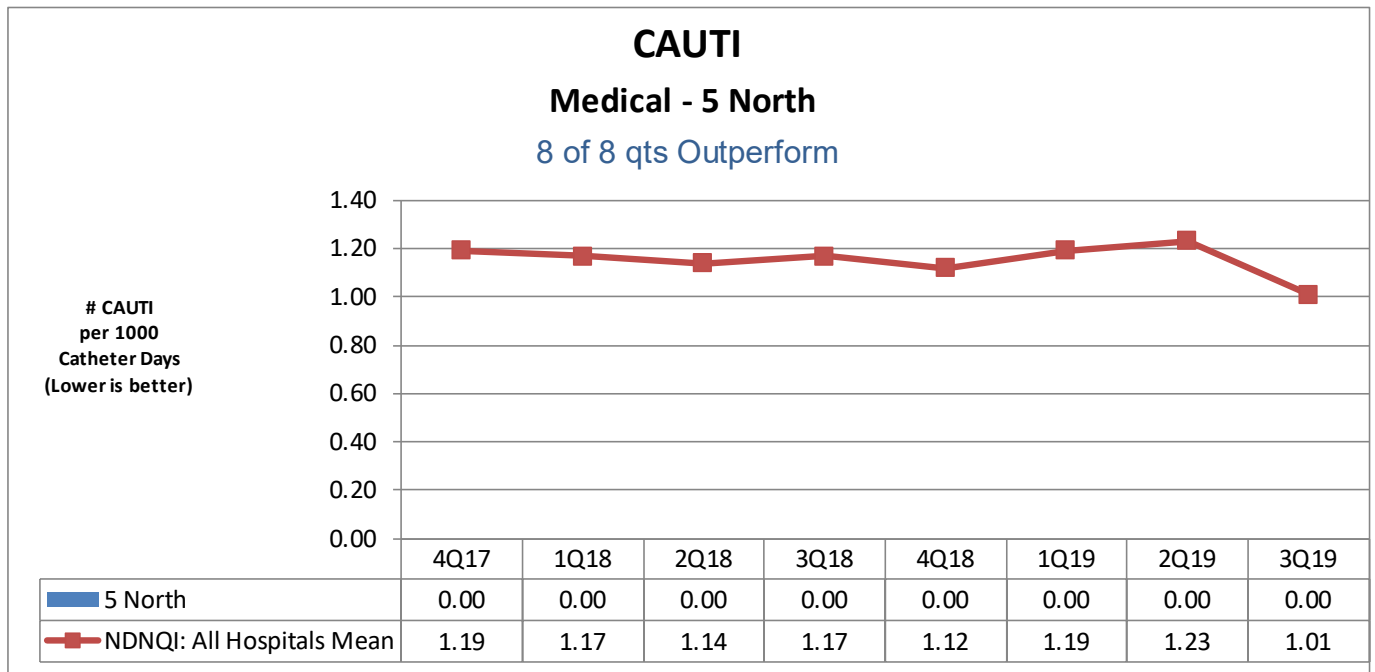
CATHETER ASSOCIATED URINARY TRACT INFECTIONS

EP18EO – Table 5 – Phelps Hospital CAUTI Performance Summary

| CAUTI | | | |
|--------------------------------|--|---------------------------|--------------|
| 5 of 5 Units Outperform | | | |
| * less than 8 quarters of data | | | |
| Unit Type | Unit | Performance Analysis | Outperformed |
| Medical | 5 North | 8 of 8 qts Outperform | ★ |
| Med-Surg | 2 Center | 6 of 8 qts Outperform* | ★ |
| Med-Surg | 3 North (FKA 2 North) | 7 of 8 qts Outperform | ★ |
| Step Down | 5 South | 6 of 8 qts Outperform | ★ |
| Critical Care | ICU | 8 of 8 qts Outperform | ★ |
| Labor & Delivery | Labor and Delivery | not collected by vendor | N/A |
| Ante/Post Partum | 4 South | not collected by vendor | N/A |
| Pediatrics | Pediatrics | device days not collected | N/A |
| Psychiatric | 1 South | device days not collected | N/A |
| Psychiatric | 2 South (Behavioral Health) includes 4 North | not collected by vendor | N/A |
| Psychiatric | 4 North (Behavioral Health) | included with 2 South | N/A |

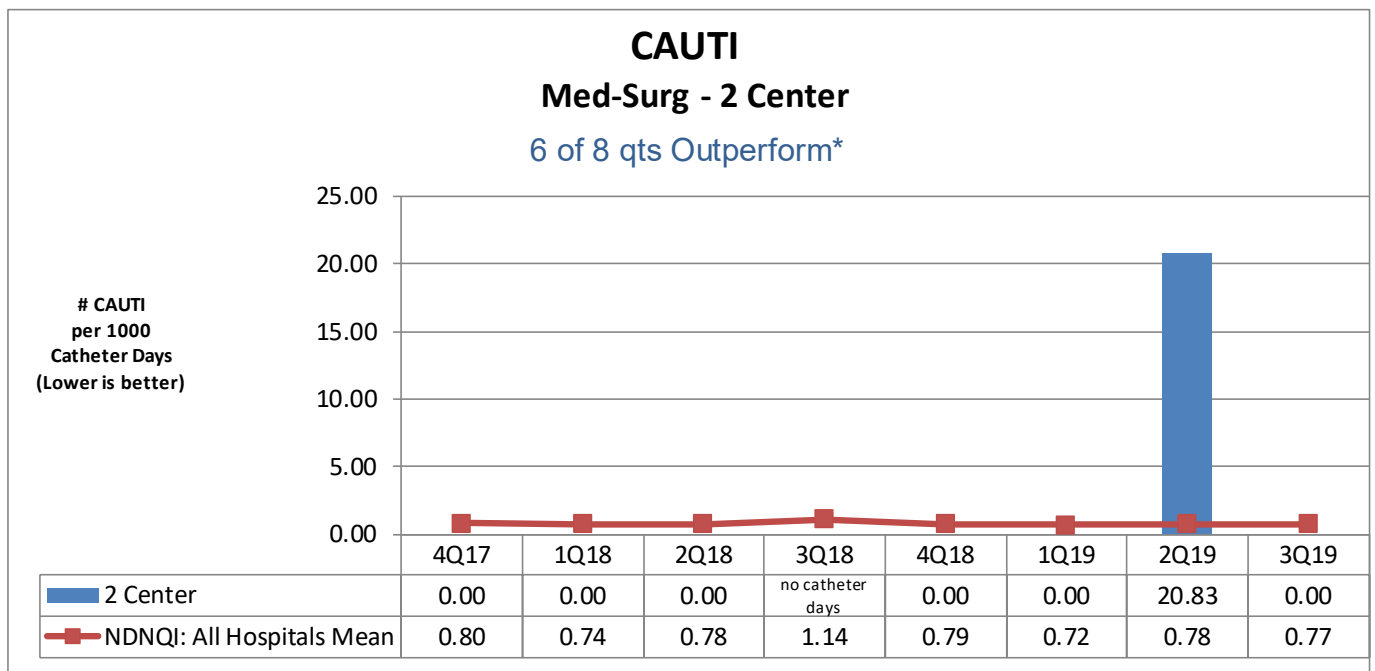
Medical: 5 North

EP18EO – Graph 21 – 5 North CAUTI



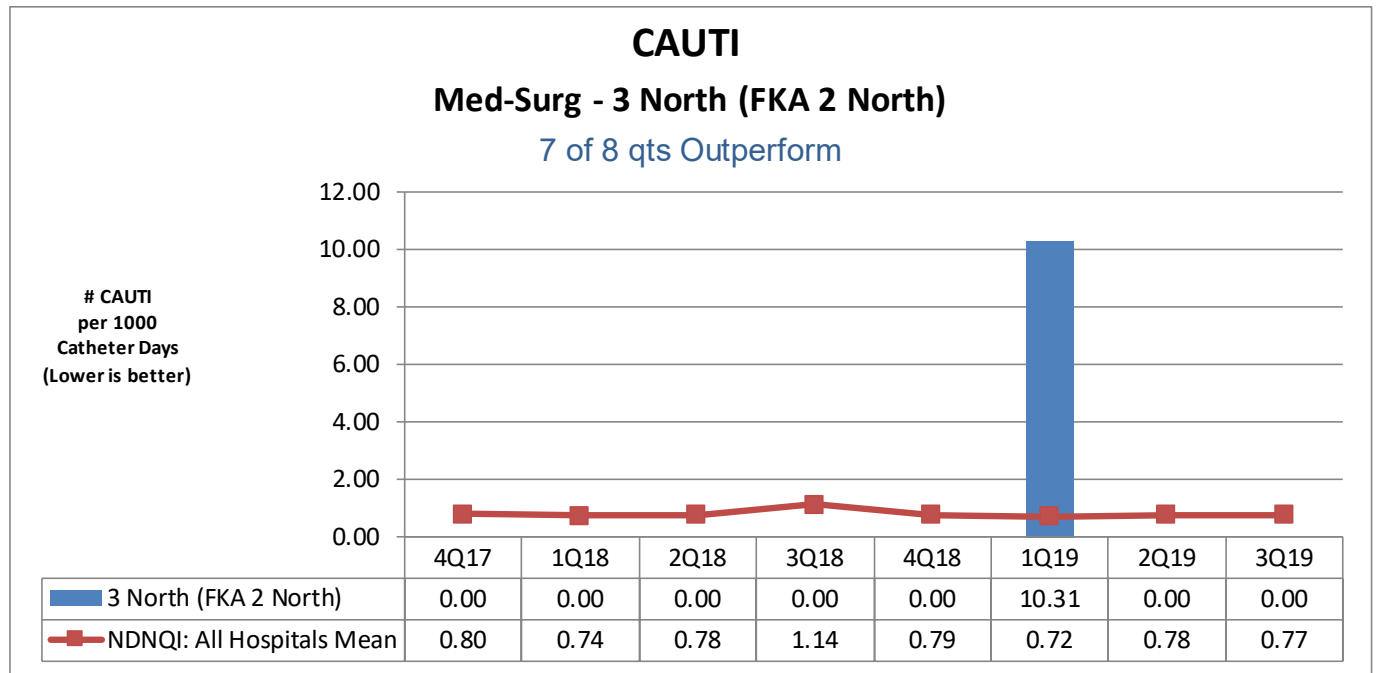
Med-Surg: 2 Center

EP18EO – Graph 22 – 2 Center CAUTI



Med-Surg: 3 North (FKA 2 North)

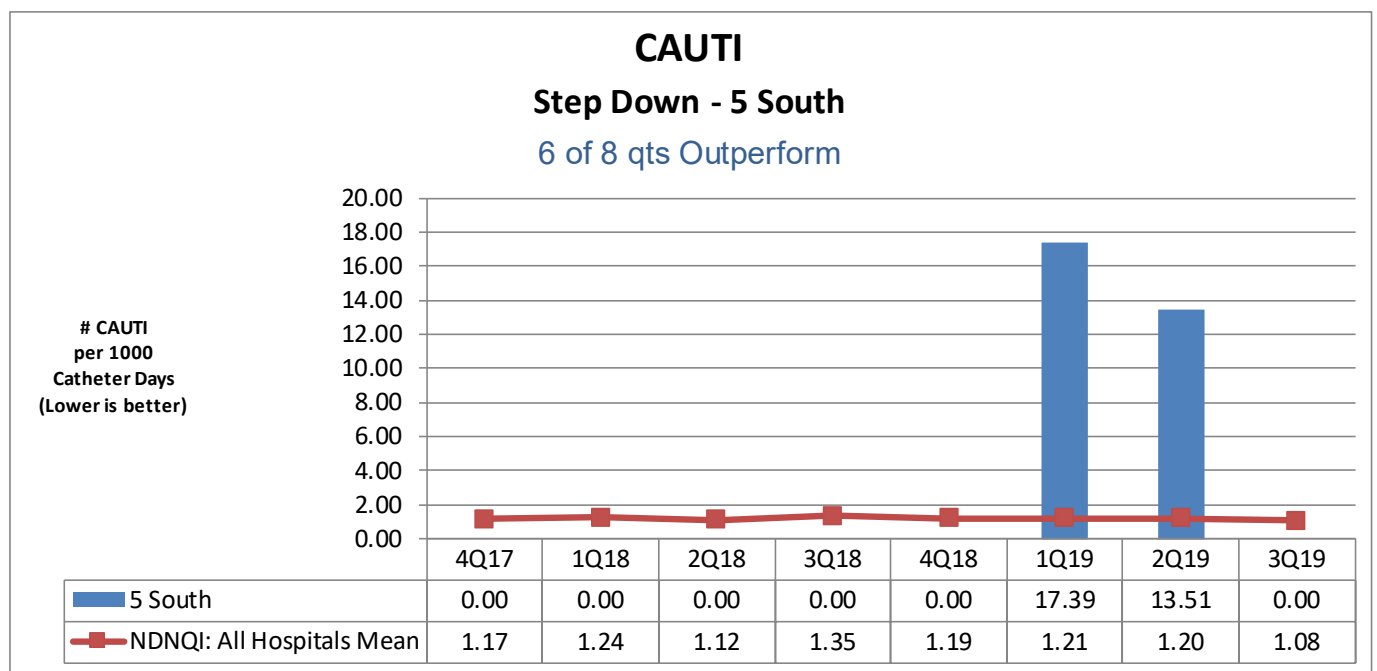
EP18EO – Graph 23 – 3 North (FKA 2 North) CAUTI



data reported as 2 North 4Q17-4Q18

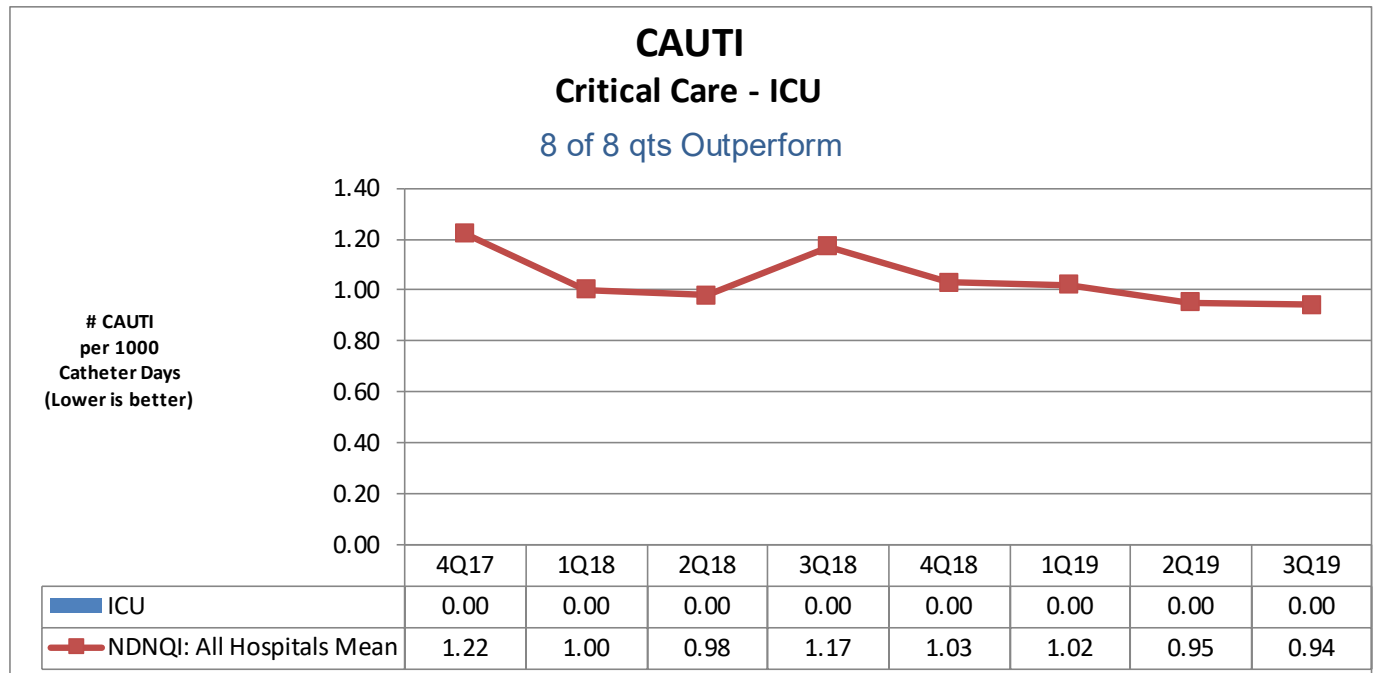
Step Down: 5 South

EP18EO – Graph 24 – 5 South CAUTI



Critical Care: ICU

EP18EO – Graph 25 – ICU CAUTI



Labor & Delivery: Labor and Delivery – not collected by vendor

Ante/Post Partum: 4 South – not collected by vendor

Pediatrics: Pediatrics – do not send to vendor, device days not collected

Psychiatric: 1 South – do not send to vendor, device days not collected

Psychiatric: 2 South (Behavioral Health) – not collected by vendor

Psychiatric: 4 North (Behavioral Health) – included with 2 South (not collected by vendor)

SUMMARY

EP18EO – Table 6 – Phelps Hospital Performance Summary

| Phelps Hospital | | | | | |
|--|--|---|---|-------------------------------------|-------------------------------------|
| * less than 8 quarters of data | | | | | |
| Unit Type | Unit | Falls with Injury | HAPI ≥ 2 | CLABSI | CAUTI |
| Medical | 5 North | ★ 5 of 8 qts Outperform | ★ 6 of 8 qts Outperform | ★ 5 of 8 qts Outperform | ★ 8 of 8 qts Outperform |
| Med-Surg | 2 Center | ★ 5 of 8 qts Outperform | ★ 8 of 8 qts Outperform | ★ 8 of 8 qts Outperform | ★ 6 of 8 qts Outperform* |
| Med-Surg | 3 North (FKA 2 North) | ★ 5 of 8 qts Outperform | ★ 8 of 8 qts Outperform | ★ 8 of 8 qts Outperform | ★ 7 of 8 qts Outperform |
| Step Down | 5 South | ★ 6 of 8 qts Outperform | ★ 8 of 8 qts Outperform | ★ 8 of 8 qts Outperform | ★ 6 of 8 qts Outperform |
| Critical Care | ICU | ★ 7 of 8 qts Outperform | ★ 8 of 8 qts Outperform | ★ 7 of 8 qts Outperform | ★ 8 of 8 qts Outperform |
| Labor & Delivery | Labor and Delivery | N/A not collected by vendor | N/A not collected by vendor | N/A not collected by vendor | N/A not collected by vendor |
| Ante/Post Partum | 4 South | ★ 8 of 8 qts Outperform | N/A not collected by vendor | N/A not collected by vendor | N/A not collected by vendor |
| Pediatrics | Pediatrics | not included in denominator 2 of 8 qts Outperform* | not included in denominator 2 of 8 qts Outperform* | N/A device days not collected | N/A device days not collected |
| Psychiatric | 1 South | ★ 6 of 8 qts Outperform | N/A not collected by vendor | N/A device days not collected | N/A device days not collected |
| Psychiatric | 2 South (Behavioral Health) includes 4 North | ★ 7 of 8 qts Outperform | N/A not collected by vendor | N/A not collected by vendor | N/A not collected by vendor |
| Psychiatric | 4 North (Behavioral Health) | N/A included with 2 South | N/A included with 2 South | N/A included with 2 South | N/A included with 2 South |
| Number of Units Outperforming in Each Quality Indicator Category | | ★ 8 of 8 Units Outperform | ★ 5 of 5 Units Outperform | ★ 5 of 5 Units Outperform | ★ 5 of 5 Units Outperform |