





**JAI HIND**





# DRILL

Presentation By:  
Cadet Vridhi Bansal  
DL19SWA145483





# What is



Kisi procedure ko kramwar aur uचित तारिके से करने की क्यारवाही को **DRILL** केहेते है।




# DRILL?






# AIM OF DRILL

- Create self confidence
- Inculcate a sense of discipline
- Improve bearing, smartness in appearance and turn out
- Develop the quality of immediate and implicit obedience to orders
- To teach command and control to officers






# Ek acche word of command ke liye kya batein zaruri h



- (a) Loudness (Swar). Word of command ki loudness is baat pe nirbhar karta hai ki word of command kitne logon ko diya ja raha hai ya unki duri kitni hai. Word of command dene ke liye, commander apne aap ko squad ki samne, bichon bich unki taraf muh kar ke khada ho kar diya jata hai. Word of command hamesha – savdhan position mein diya jata hai.
- (b) Clarity (Safai). Jeebh (Tongue), lips aur danton ka sahi talmel ke saath clear word of command diya jae. Sust word of command squad mein teji nahi paida karega.
- (c) Pitch. Durust word of command ke liye sahi pitch ka hona zaruri hai.
- (d) Timing. Word of command ki sahi timing uske turant amal ke liye bahut hi zaruri hai.



# Word of Command has 2 parts:



## CAUTIONARY

- It should be in normal pitch.
- It should be narrated in a dragged manner.


## EXECUTIVE

- It should be in high pitched voice.
- It should be narrated frequently.

**There should be a pause between the two words of commands.**

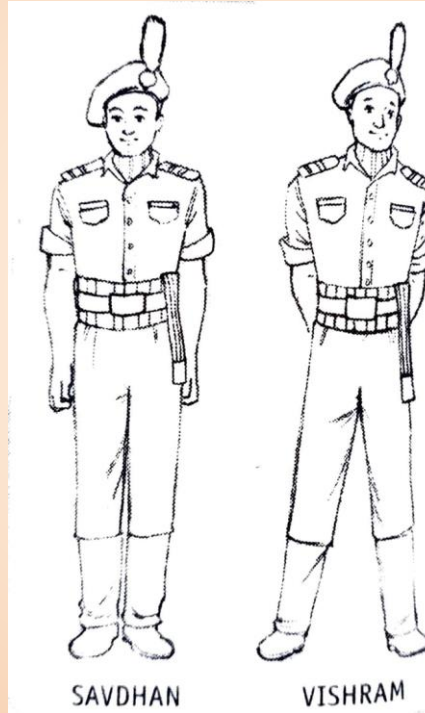


# SAVDHAN v/s VISHRAM



## SAVDHAN

- ★ Angle between heels should be 30 degree.
- ★ Arms should be hanging straight down without stiffness behind the seams of the trouser.
- ★ Keep head erect and square to the front, chin vertical and eyes straight to the front.



## VISHRAM


- ★ The gap between heels and toes should be 6 and 12 inches.
- ★ Both the hand at the back and right hand over the left with open palms facing outwards and thumbs interlocked.
- ★ Body weight should be on both feet equally.

“Aram se” ke word of command par, kamar ke upar wale hisse ko dheela Karen lekin, paon se harket nahin hogi.





# SIZING AND FORMING







- ❑ Khuli line chal. Jab squad ko shastra qawaid karana ho, ya badi parade mein VIP ko nirikshan karana ho toh “khuli line” ki karyawahi ki jaati hai.
- ❑ Nikat line chal. Jab nirikshan ho jata to march karne se pahle “nikat line” ki karyawahi ki jaati hai.

- ❑ Kadwar sizing. Kadwar sizing ki zarurat drill mein hamesha hoti hai, khas kar ke Ceremonial Drill ke liye. Is mein pure squad ko ek line mein khada karten hai taki Lamba sabse dahine khada ho aur size wise chota uske baen khada ho. Kadwar ki hui parade aur squad, dur se dekhne main achchhe aur sundar lagte hai.
- ❑ Teen Line banana. Jab nafri nau se jyada ho to teen file (line) banane ki karyawahi ki jaati hai.



# Khade Khade salute karne ki kya zarurat hai?

Jab ham kisi jagah par khade hon aur hamare samne se koi bhi salute lenne wale adhikari gujren to unhen izzat dene ke liye khade-khade samne salute ki karyawahi ki jaati hai.





# NEED OF PARADE PAR, VISARJAN AND LINE TOD



**PARADE PAR.** Jab platoon ya troops kisi bhi formation mein drill ground ke kinare par khade hon aur unhen parade mein hazir karne ke liye parade par kiya jata hai. Platoon ko parade par lane se pahle dahina darshak mangwaya jata hai. Squad mein squad commander, platoon mein platoon Hav, company mein CHM dahina darshak hota hai. Darshak ko cover nahin kiya jata hai.

**VISARJAN.** Jab dubara fall in nahi karna ho aur officer parade par hazir hon toh visarjan ki karyawahi ki jaati hai.

**LINE TOD.** Jab thodi der ke liye aaram dena ho aur dubara fall in karna ho to line tod kikyawahi ki jaati hai.




# Tez chal

# Dhire chal

Discipline ko kayam rakhte hue ek jagah se dusri jagah jane ke liye 'tez chal' kiya jata hai. Kadam ki lambai 30 inch hoti hai. Regiment / units ki kadam ki raftaar ek minute mein 120 kadam, rifle units 140, NCC cadets 116 kadam aur NCC girls cadets 110 kadam per minute hoti hai. Lekin, shuru mein recruits 135 kadam ki raftaar se march karte hain.

Badi parade mein, parade ke nirikshan ke liye VIP ke aage jo pilot chalte hain who dhire chal se chalte hain. Kadam ki lambai 30 inch, kadam ki raftaar, 1 minute mein 70 kadam hoti hai.





**Tez chal se dahine mudna.** Jab tej chal se march karte hue kisi simmat ko ja rahe hon aur 90 degree par apni simmat ya formation ko dahini taraf badli karni ho to, dahine mud ki karyawahi ki jaati hai.

**Tez chal se piche mudna.** Jab tej chal se march karte hue kisi bhi simmat ko ja rahe hon, aur 180 degree par formation ko kayam rakhte hue simmat ki badli karni ho toh piche mud ki karyawahi ki jaati hai.

**Tez chal se bayen mudna.** Jab tej chal se march karte hue kisi bhi simmat ko ja rahe hon, aur 90 degree par apni simmat ya formation ko baen taraf badli karni ho toh baen mud ki karyawahi ki jaati hai.



*Jab tej chal se march karte hue kisi bhi simmat ko ja rahe hon, koi bhi taraf salute lene wale adhikari milen toh unhe izzat dene ki liye samne, baen ya dahine salute ki karyawahi ki jaati hai.*





- (a) Savdhan aur Vishram.
- (b) Dahine Mud ya Baen Mud.
- (c) Piche Mud ya Aage Mud.
- (d) Dahine Dekh ya Baen Dekh.
- (e) Tez Chal, Dhire Chal aur Tham.
- (f) Khuli Line Chal ya Nikat Line Chal.
- (g) Line Ban, Sajja, Visarjan ya Line Tod.
- (h) Dahine Salute, Baen Salute ya Samne Salute.

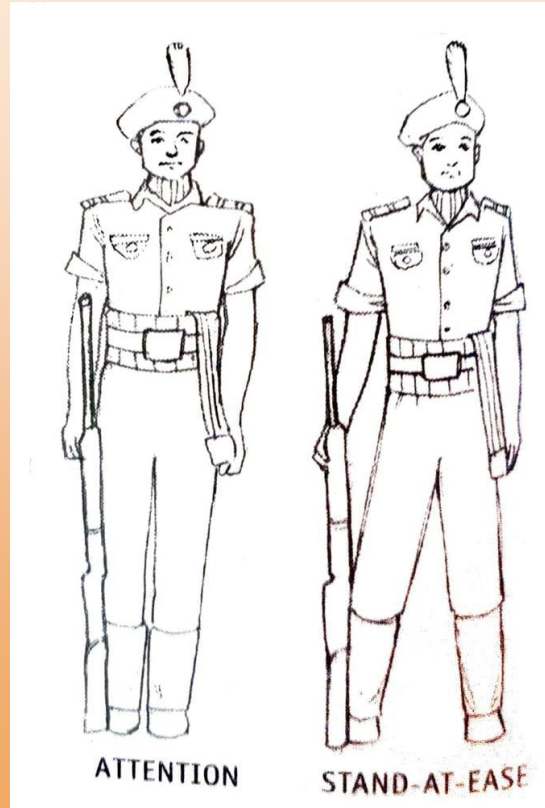
# DRILL ME DIYE JAANE WALI COMMANDS



# SAVDHAN AND VISHRAM WITH RIFLE

## SAVDHAN

The normal position of attention is maintained except that the right hand will hold the rifle with magazine to the front at the right side, thumb on the left of the rifle, butt of the rifle flat on the ground, toe of the butt in the line with the toe cap of the foot.



## VISHRAM

Place the left leg to the left so that the feet are about 12 inches apart, keep the left arm to the side, force the rifle straight out to the front by keeping the right arm straight.





# PARADE PAR WITH RIFLE



Jab savdhan position se word of command milta hai "Squad Parade Par" toh is word of command par dahine haath se rifle ko zamin se sidhe ek ya 1.5 inch upar uthate hue shout karen 'ek'. Is position mein dekhne ki baten. Rifle zamin se 1 ya 1.5 inch upar sidha uthaya hua, baki position savdhan. Is ke baad squad tej chal se rifle ko uthate hue parade par ata hai aur tham karta hai. Tham ke saath hi rifle ko zamin pe rakha jata hai.





# RIFLE KE SAATH VISARJAN AUR LINE TOD



Jab savdhan position se word of command milta hai "squad / platoon visarjan" toh dahine mud karen, bagal shastra karen, salute karen aur, teen kadam aage lekar tham karen aur, sidhe aage nikal jayen. Line Tod ki karyawahi usi tarah hai jaise rifle ke saath visarjan mein seekh chuke hain - lekin line tod par bagal shastra position mein, salute nahin kiya jayega.







## Bhumi Shastra

*Jab savdhan position se word of command milta hai "Bhumi Shastra" toh body ko savdhan position se sidha aage ko jhukao aur check karo, ghutne khule hue par aedi judi hui, rifle dahine haath mein, barrel aage ki taraf aur magazine bahar ki taraf zamin par touch karti hui. Phir rifle ko zamin pe chod do, aur savdhan position mein vaapis aajao.*

## Uthao Shastra

*Jab savdhan position se word of command milta hai "Uthao Shastra" to, body ko savdhan position se sidha aage ko jhukao aur check karo, ghutne khule hue par aedi judi hui, aur dahine haath, dahine toe ki line mein, barrel ko pakde hue, aur rifle zamin se thodi si uthi hui. Phir rifle ko zamin se teji se utha kar savdhan position mein aajao.*




# BAJU SHASTRA

*Jab savdhan position se word of command milta hai, "Baju Shashtra" toh is word of command par bayen haath se flash hider ke niche se barrel ko grip karen. Is position mein dekhne ki baten, baen haath se barrel ko mutthi bhar pakda hua, baen haath ki kalai chhaati ke saath mili hui, baaki position pahle ki tarah. Phir baen haath se rifle ko sidha niche le jayen, dahine haath ko chod kar dubara rifle ke forehead guard se savdhan position ki tarah pakden. Is position mein dekhne ki baten, baen haath se flash hider U ke shape mein pakda hua, dahine haath se forehead guard ko pakda hua, chaaron angulian bahar se angutha andar se, savdhan position ki tarah pakda hua, rifle zamin se ek inch upar butt toe ke barabar. Phir baen haath ko savdhan position mein layen aur ko dahine haath se zamin par savdhan position mein layen. Is position mein dekhne ki baten, bagal shastra ki karyawahi ki hui, baki position savdhan.*






# BAGAL SHASTRA



*Jab savdhan position se word of command milta hai, "Bagal Shastra" toh, is word of command par dahine haath se rifle ko thoda upar uchhalen aur saath hi baen haath se forehead guard aur dahine haath se pistol grip ko ek saath pakden, Is position mein dekhne ki baten, bayan haath kohni se kalai tak kamar belt ki line mein zamin ke mutabik, chaaron angulion bahar se angutha andar se pakda hua. Dahine haath se pistol grip ko mazbuti se pakda hua, dahina haath sidha, baki position savdhan. Phir baen haath ko tezise savdhan position mein layen. Is position mein dekhne ki baten, rifle bagal shastra baaki position savdhan.*






# SALAMI SHASTRA







Jab savdhan position se word of command milta hai, "Salami Shastra" toh is word of command par dahine haath se rifle ko sidha upar uchhalen aur baen haath se forehand guard aur dahine haath se small of the butt ko pakden. Is position mein dekhne ki baten, baen haath fore hand guard par chaaron angulian bahar se aur angutha andar se pakra hua, charon angulian bahar se angutha andar se zameen ki taraf point karte hue, rifle badan ke dahini taraf 90 degree par. Baki position pahle ki tarah.





Phir dono haathon ki madad se rifle ko badan ke samne aur beech mein layen, saath hi baen haath ko chhor kar rifle ke baen bagal mein lagaen aur shout karen „dō“. Is position mein dekhne ki baten, rifle badan ke samne aur beech main 90 degree par khari magazine aage, kohni se kalai tak rifle se mili hui, baen haath ki chaaron angulian aur angutha mila hua aur cocking handle kalme wali anguli aur anguthe ke beech, baki position savdhan.







Phir dahine haath se rifle ko niche khinchen aur sidha karen, baen haath se rifle ko samne se pakaren, dahina paon sidha saath hi chalti halat se, rifle ko samne se pakaren, dahina paon sidha saath hi chalti halat mein baen paon ki piche lagaen, shout karen „teen“.

Is position mein dekhne ki baten, rifle baen haath se forehead guard se pakre hue, angutha baen taraf khara, dahina haath butt par, charon angulian aur angutha zameen ki taraf point karta hua, barrel nak se 6 inch dur, dahina paon baen paon ke piche chalti halat mein laga hua. Baaki position savdhan.





## Types of SQUAD DRILL

- (a) Prakar I - Word of Command pe Rifle ke saath khade khade squad drill ka abhyas karana hai.
- (b) Prakar II - Word of Command pe Rifle ke saath Tej Chal se squad drill ka abhyas karana hai.






# GUARD MOUNTING

Guard Mounting aam taur pe Quarter Guard ya kisi bhi authorised adhikari (General Officer) ke awaas pe ya visit ke dauran ki jaati hai.



Guard mounting ke liye 2+6 jawanon ki zarurat hoti hai. Is mein 6 jawan aur guard commander aur guard ka 2IC hota hai. Guard mount hone ke liye hamesha, do ranks mein „fall in“ hoti hai, jis mein guard commander sabse dahine hota hai aur, guard 2IC agli rank ke sabse baen hota hai.





## GUARD OF HONOUR IS GIVEN TO FOLLOWING :

- Rashtrapati, Up-Rashtrapati aur Pradhan Mantri.
- Governors and Lt Governors.
- Raksha Mantri, Raksha Rajya Mantri, States ke Mukhya Mantri
- Sena / Nau Sena / Vayu Sena Pramukh.
- Command ka General Officer Commanding-in-Chief.
- Sena/Nau Sena/Vayu Sena ke Up Parmukh.
- University ke Chancellor/ Pro-Chancellor/Vice Chancellor as Chief guest.
- Director General NCC.

President ke liye Guard of Honour ki nafri 150 rank and file, 3 divisions mein.







Thank  
You

