



**PREFEITURA MUNICIPAL DE PONTE NOVA
SECRETARIA DE EDUCAÇÃO
ESTADO DE MINAS GERAIS**


TEMA: INCLUSÃO



ATIVIDADE DE PORTUGUÊS - 1º ANO DO ENSINO FUNDAMENTAL

1- ESCREVA O SEU NOME NO ESPAÇO ABAIXO:

2- ESCREVA A LETRA INICIAL DE CADA DESENHO E DESCUBRA A PALAVRA QUE SE FORMOU:



✓ VOCÊ JÁ OUVIU FALAR SOBRE A PALAVRA INCLUSÃO?


✓ VEJA ABAIXO O SIGNIFICADO DESSA PALAVRA:

INCLUSÃO É ACOLHER E RESPEITAR TODAS AS PESSOAS, SEM EXCEÇÃO, INDEPENDENTEMENTE DE COR, RAÇA, CLASSE SOCIAL, GÊNERO E CONDIÇÕES FÍSICAS E PSICOLÓGICAS. É VALORIZAR AS DIFERENÇAS E RECONHECER QUE TODOS TÊM OS MESMOS DIREITOS.

3- CIRCULE A PALAVRA DE ACORDO COM O NOME DE CADA FIGURA:



PAVIO
PIANO
PIPOCA



PARTE
PORTA
PORCO



PACOTE
PETECA
PANELA



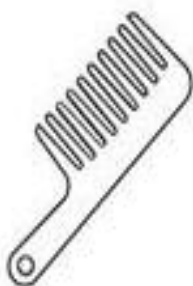
TIÃO
LIMÃO
PIÃO



PENA
PELE
PEGA



POTE
PIPA
PATO



PETECA
PENA
PENTE



PENA
PEIXE
FEIXE



PIPOCA
PIPA
PIANO



CÃO
MÃO
PÃO

MATEMÁTICA- 1ºANO DO ENSINO FUNDAMENTAL

1- VAMOS SOMAR?

Two red stars are shown above a horizontal line. To the right is a plus sign, followed by three red stars above another horizontal line. To the right of the plus sign is an equals sign, followed by an empty rounded square box.

$$\underline{\quad} + \underline{\quad} = \square$$

Four purple stars are arranged in a 2x2 grid above a horizontal line. To the right is a plus sign, followed by two purple stars above another horizontal line. To the right of the plus sign is an equals sign, followed by an empty rounded square box.

$$\underline{\quad} + \underline{\quad} = \square$$

Three yellow stars are shown in a horizontal row above a horizontal line. To the right is a plus sign, followed by three yellow stars above another horizontal line. To the right of the plus sign is an equals sign, followed by an empty rounded square box.

$$\underline{\quad} + \underline{\quad} = \square$$

Three teal stars are shown in a horizontal row above a horizontal line. To the right is a plus sign, followed by four teal stars arranged in a 2x2 grid above another horizontal line. To the right of the plus sign is an equals sign, followed by an empty rounded square box.


$$\underline{\quad} + \underline{\quad} = \square$$

Six orange stars are arranged in a 2x3 grid above a horizontal line. To the right is a plus sign, followed by two orange stars above another horizontal line. To the right of the plus sign is an equals sign, followed by an empty rounded square box.


$$\underline{\quad} + \underline{\quad} = \square$$

2- OBSERVE AS FORMAS GEOMÉTRICAS:

REALIZE A CONTAGEM E PINTE O GRÁFICO ABAIXO DE ACORDO COM A LEGENDA:



7				
6				
5				
4				
3				
2				
1				
0				



TODOS POR UMA EDUCAÇÃO INCLUSIVA!

