

Name: .....

Class: .....

Section: .....

Campus: .....

Student ID: 

--	--	--	--	--	--	--	--	--	--	--	--	--

All Rights Reserved. No part of this book will be reproduced  
in any form without the prior written permission  
of National Educational Network (Pvt) Limited.

Publisher: National Educational Network (Pvt) Limited, Lahore

**Dear Parents,**

Summer holidays are usually greeted with joy by kids. Parents wonder how they are going to get through the whole summer with the kids at home all the time. The summer vacation for kids is a wonderful opportunity to interact with the parents.

Here are some guidelines to help you choose what to do.

1. **Fun Activities.** Involve your kids and make a list of all the things you would like to do or places you would like to visit during this summer break. Go through the list, choosing one or two activities per week for example visit to a park, singing rhymes, painting, sketching, drawing, making booklets and clay modeling etc.

2. **Study Time.** Make a study schedule for your kids. As your kids have received summer pack from the school, kindly help your child to do at least one page everyday. It might be hard for you as parent to regulate or enforce study time but one hour study time every day will help your kids to be in touch with their studies. Daily read a story to them at this time it will help them to develop their comprehension, fluency and vocabulary in Urdu and English.

3. **Eating Schedules.** With free eating schedule, your kids would just eat whenever they are hungry, but in school this will all change. They have given limited period of time in school to eat in which their appetite might not be used to. As a solution, parents could practice a regular eating schedule for their kids and stop them from eating junk food in between meals.

4. **Screen Time.** Limit your kids screen time. Children should not watch TV for more than two hours, to meet the target most families have to make a concentrated effort to turn off the TV and limit computer about the time that you think is reasonable, and be firm about maintaining those limits.

Date: \_\_\_\_\_

Write the sky letters.

b d f h k l t

Write the root letters.

g j p q y

Teacher's comments: \_\_\_\_\_

تاریخ: \_\_\_\_\_

حسب ضرورت نقطے لگائیے۔




معلم / معلمہ کی رائے: \_\_\_\_\_



Date: \_\_\_\_\_

Write from 1 to 25.

1		




Teacher's comments: \_\_\_\_\_

Date: \_\_\_\_\_

Write the middle letters.

a c e i m n o r


s u v w x z



Teacher's comments: \_\_\_\_\_

تاریخ: \_\_\_\_\_

خالی جگہ پُر کریں۔








ا \_\_\_\_\_ ب \_\_\_\_\_ ت \_\_\_\_\_ ث \_\_\_\_\_ چ \_\_\_\_\_

خ \_\_\_\_\_ ڈ \_\_\_\_\_ ر \_\_\_\_\_ ز \_\_\_\_\_

معلم / معلمہ کی رائے: \_\_\_\_\_

Date: \_\_\_\_\_

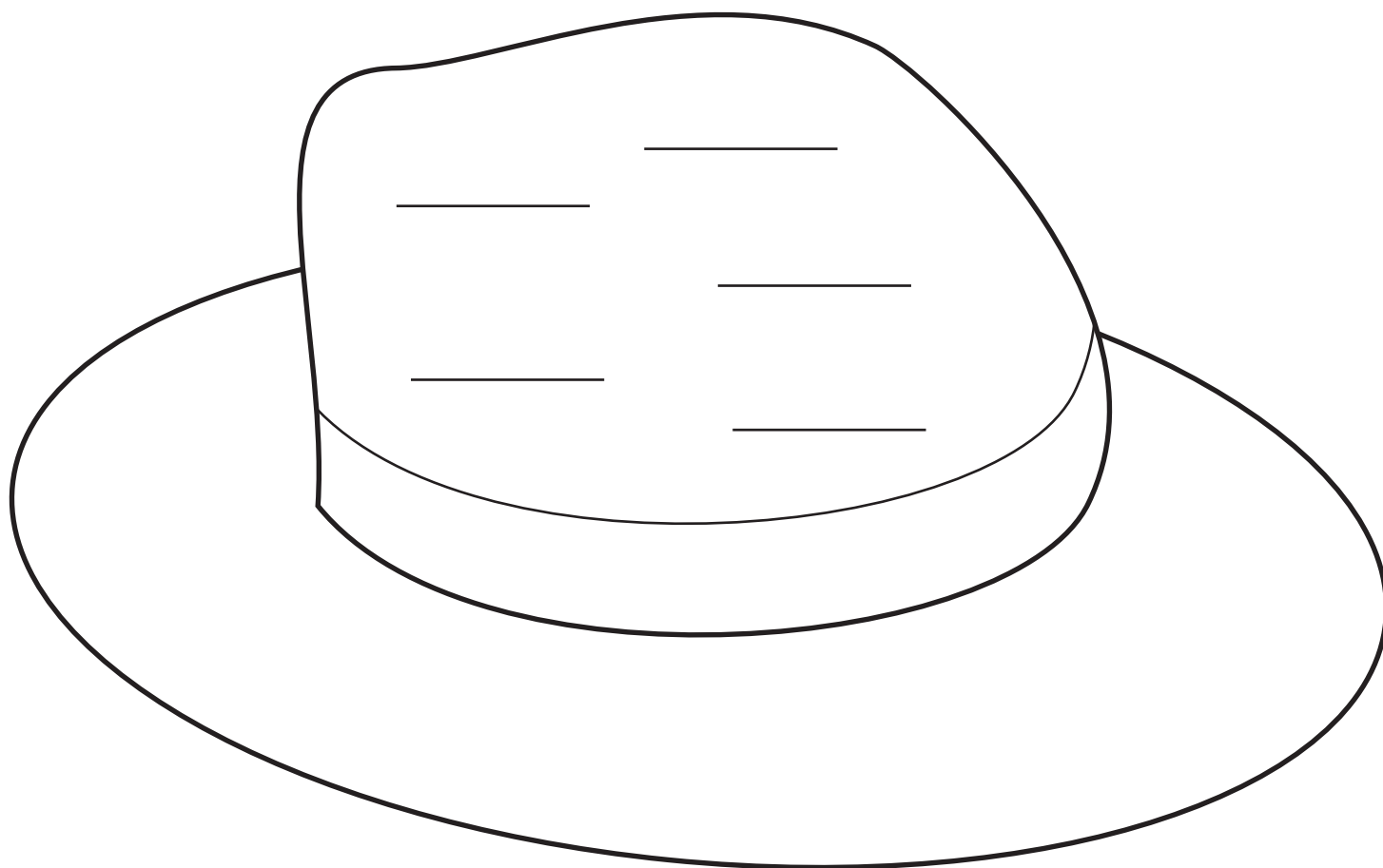
What comes after?



Teacher's comments: \_\_\_\_\_

Date: \_\_\_\_\_

Write the 'at' rhyming words.



Teacher's comments: \_\_\_\_\_

تاریخ: \_\_\_\_\_

خالی جگہ پُر کریں۔

_____	ص	_____	س
_____	ع	_____	ط
_____	ک	_____	ف
_____	ن	_____	ل
_____	ی	_____	ہ

\_\_\_\_\_ معلم / معلمہ کی رائے:

Date: \_\_\_\_\_

Write from 26-50.






26				
				50

Teacher's comments: \_\_\_\_\_

Date: \_\_\_\_\_

Colour the living things only.




Teacher's comments: \_\_\_\_\_



Date: \_\_\_\_\_

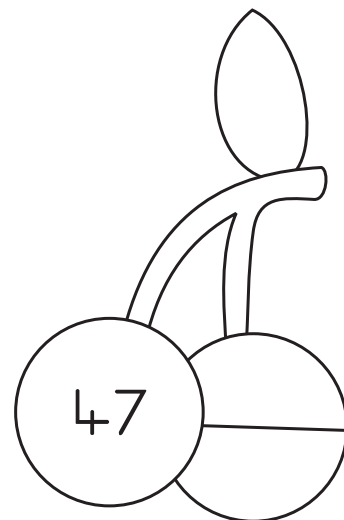
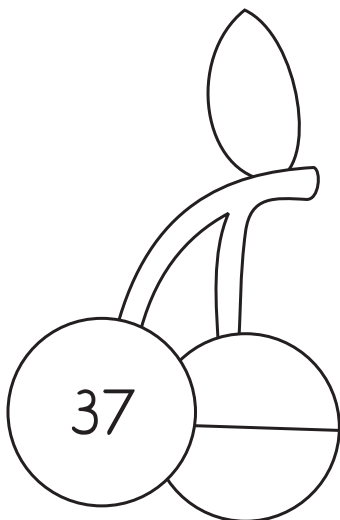



Write rhyming words with “an”.



Teacher's comments: \_\_\_\_\_

Date: \_\_\_\_\_





What comes after?



Teacher's comments: \_\_\_\_\_

Date: \_\_\_\_\_


Colour the non-living things.



Teacher's comments: \_\_\_\_\_

Date: \_\_\_\_\_




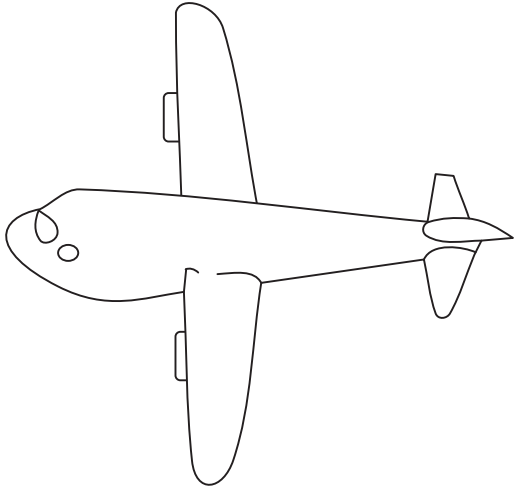
Draw your hand and write vowels in your fingers.



Teacher's comments: \_\_\_\_\_

تاریخ: \_\_\_\_\_

تصویر کا پہلا حرف لکھیے۔



معلم / معلمہ کی رائے: \_\_\_\_\_

Date: \_\_\_\_\_



Write from 50-70.

50			
			70

Teacher's comments: \_\_\_\_\_

Date: \_\_\_\_\_

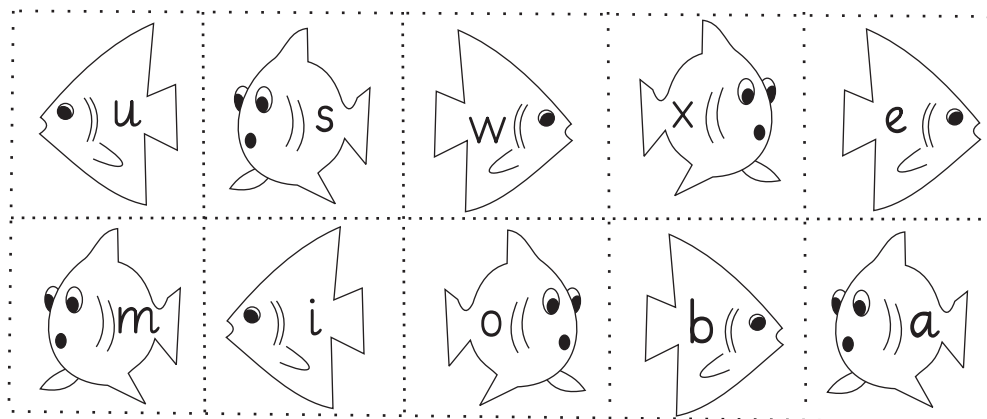
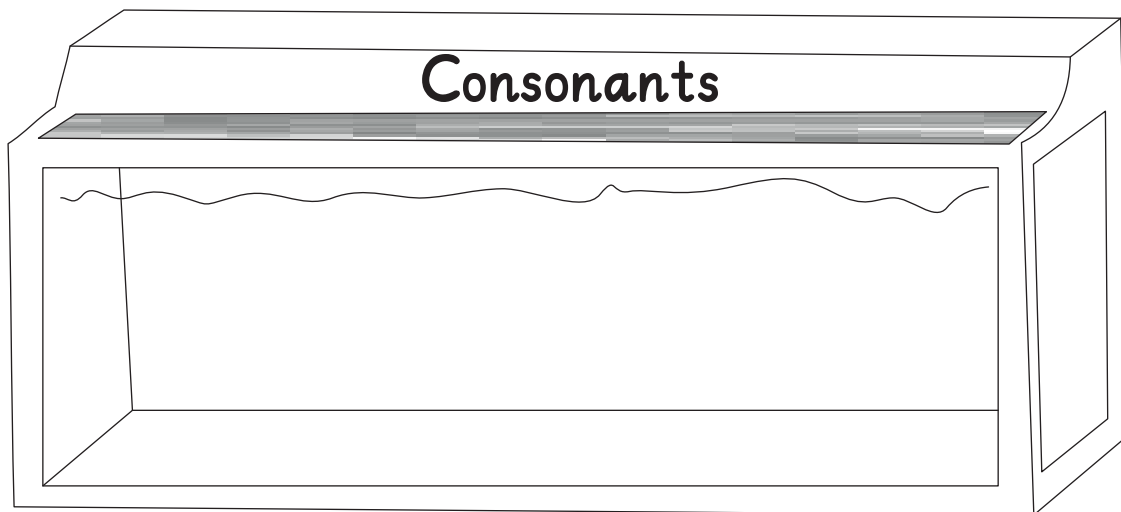
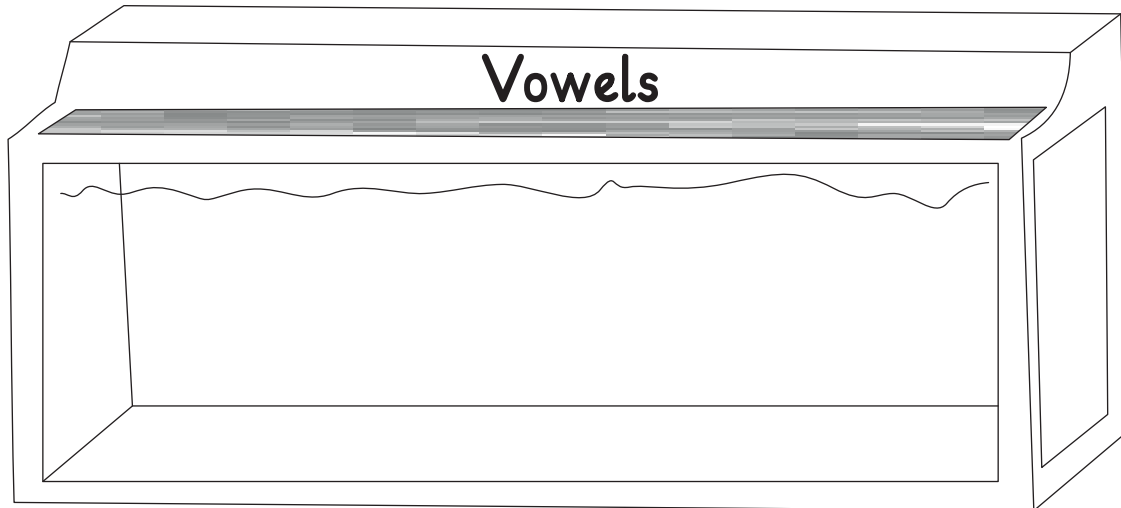
Match the animals with their habitats.



Teacher's comments: \_\_\_\_\_

Date: \_\_\_\_\_

Colour and cut out the fish. Look at the letters on the fish and paste them in the right fish tank.



Teacher's comments: \_\_\_\_\_







تاریخ:

اسے س تک لکھیے۔

ا آ ب پ ت ط ث  
ج چ ح خ د ڈ ذ  
ر ژ ز س ش

دی گئی تصاویر کا پہلا حرف لکھیے۔



معلم/معلمہ کی رائے:

Date: \_\_\_\_\_

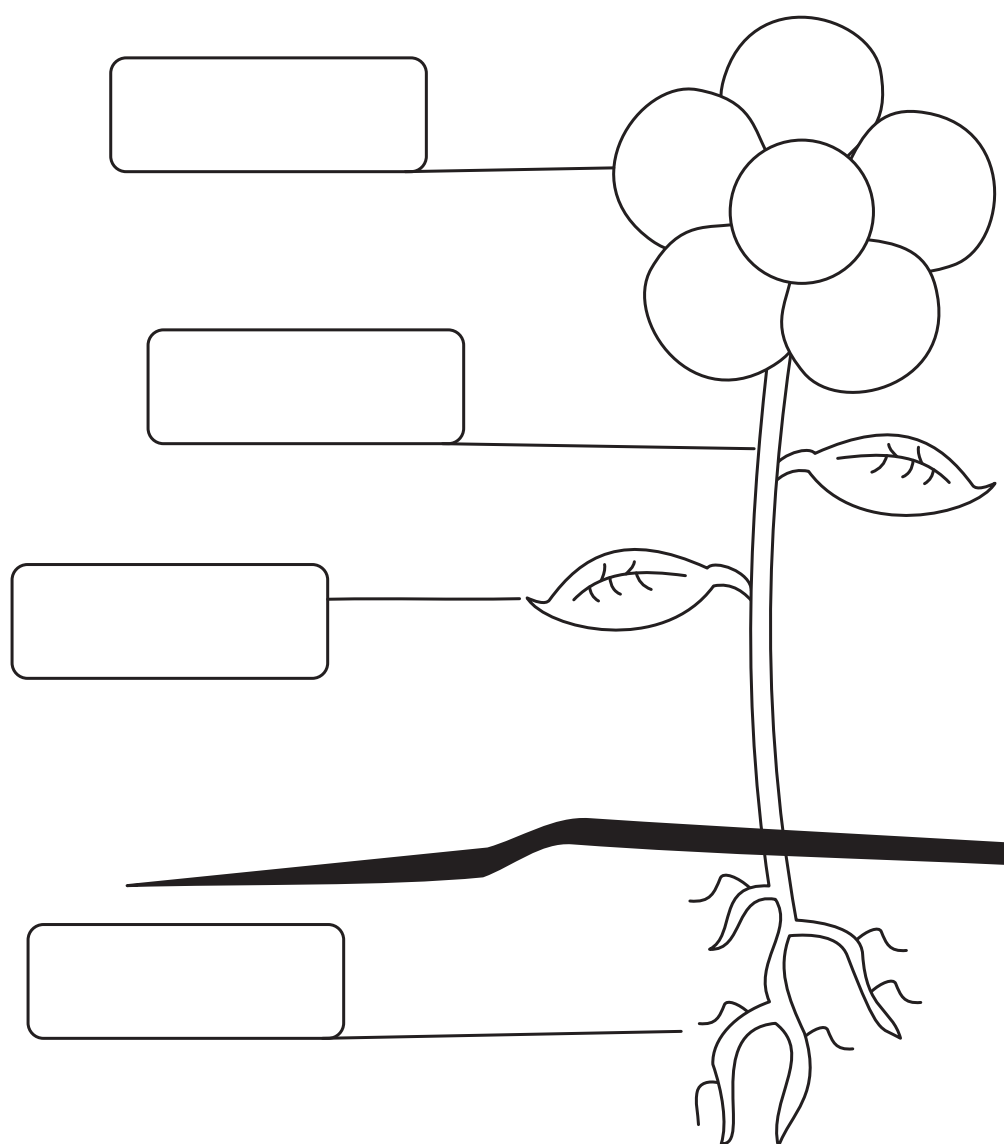
Write missing numbers from 1-30.

1			19	
	8			26
		15		
5			23	
	12			30

Teacher's comments: \_\_\_\_\_

Date: \_\_\_\_\_

Label the plant.



leaf   flower   root   stem

Teacher's comments: \_\_\_\_\_

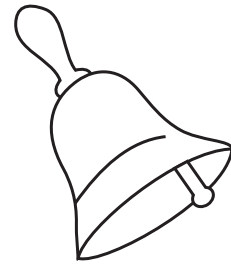
Date: \_\_\_\_\_

Match pictures with the correct article.


a



ant

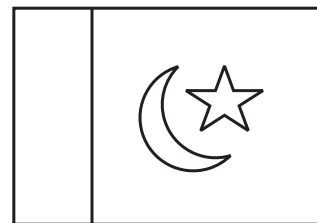


bell



umbrella

an



flag

Teacher's comments: \_\_\_\_\_

تاریخ: \_\_\_\_\_

ص سے ے تک لکھیے۔


ص ض ط ظ ع غ ف

ق ک گ ل م ن و


ہ ء ی ے

تصویر کو درست حرف سے ملائیے۔

د



ت



معلم / معلمہ کی رائے: \_\_\_\_\_

Date: \_\_\_\_\_

Write missing numbers from 36 to 70.

36	44			
		53		
	46			70
			63	
40				
	50			
		59		

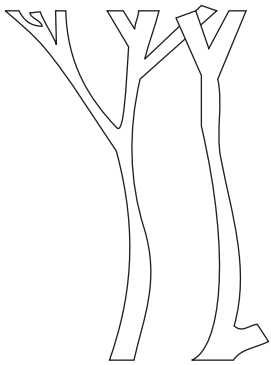


Teacher's comments: \_\_\_\_\_


Date: \_\_\_\_\_

Label the parts of a plant with the help of word bank.

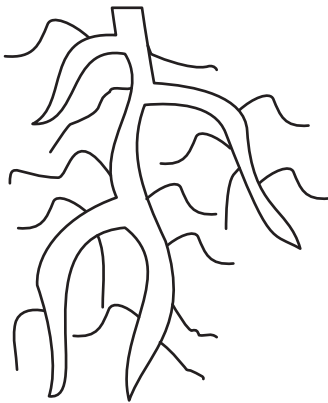
flower      leaf      stem      roots



-----



-----



-----




-----

Teacher's comments: \_\_\_\_\_


Date: \_\_\_\_\_

Write a or an.

This is \_\_\_\_\_ doll.



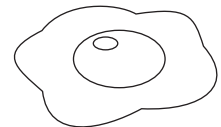
I like \_\_\_\_\_ apple.




This is \_\_\_\_\_ banana.



Give me \_\_\_\_\_ egg.



This is \_\_\_\_\_ rabbit.




Teacher's comments: \_\_\_\_\_



اُسے تہ لکھیے۔


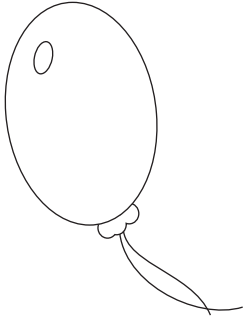
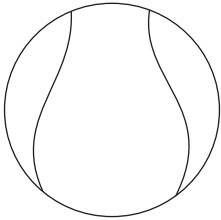
تاریخ:



معلم / معلمہ کی رائے:

Date: \_\_\_\_\_

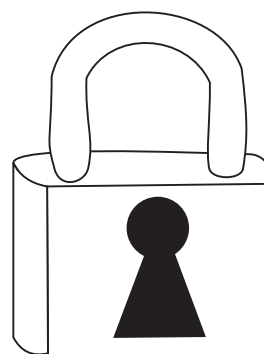


Read the instructions given in each box and draw pictures.

 <p>Draw 6 apples</p>	
 <p>Draw 13 balloons</p>	
 <p>Draw 15 balls</p>	

Teacher's comments: \_\_\_\_\_

Date: \_\_\_\_\_

Differentiate between heavy and light by writing heavy and light under the picture.



Teacher's comments: \_\_\_\_\_

Date: \_\_\_\_\_

Make sentences with “This is a...” by using the given word bank.

bat van bell pad hut

This is a -----

---

---

---

---

---

Teacher's comments: \_\_\_\_\_

تاریخ: \_\_\_\_\_

دیے گئے حروف کی آدھی اشکال لکھیے۔



ت

خ

ش

ص

ض

معلم / معلمہ کی رائے: \_\_\_\_\_

Date: \_\_\_\_\_

Draw or paste one thick and one thin object.


thick

thin

Teacher's comments: \_\_\_\_\_

Date: \_\_\_\_\_

Design a birthday card for your friend.




Teacher's comments: \_\_\_\_\_


Date: \_\_\_\_\_

Make sentences with “This is a \_\_\_\_ and draw pictures.

\_\_\_\_\_




\_\_\_\_\_



\_\_\_\_\_



\_\_\_\_\_



Teacher's comments: \_\_\_\_\_



تاریخ:





دیے گئے حروف کی آدھی اشکال لکھیے۔

پوری اشکال	آدھی اشکال
ف	
ق	
ک	
گ	
ل	
م	
ن	

معلم / معلمہ کی رائے:

Date: \_\_\_\_\_


Colour the thick objects in red and thin in blue.



Teacher's comments: \_\_\_\_\_

Date: \_\_\_\_\_

Write "un" words in the sun.



Teacher's comments: \_\_\_\_\_

تاریخ: \_\_\_\_\_

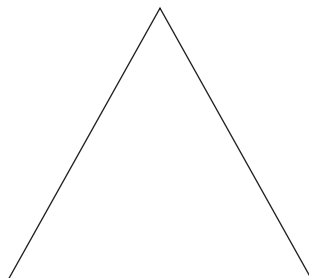


دیے گئے حروف کی آدھی اشکال لکھیں اور پھر انہیں 'ا' سے ملا کر لکھیں۔

پوری اشکال	آدھی اشکال	'ا' سے ملا کر لکھیں
ب		
پ		
ج		
ٹ		
ت		
خ		
ث		

معلم / معلمہ کی رائے: \_\_\_\_\_

Date: \_\_\_\_\_

Draw a picture using the given 2-D shapes.




Teacher's comments: \_\_\_\_\_

Date: \_\_\_\_\_

Write “ad” words and draw their pictures.

\_\_\_\_\_



\_\_\_\_\_



\_\_\_\_\_



\_\_\_\_\_



Teacher's comments: \_\_\_\_\_

تاریخ:





دیے گئے حروف کی آدھی اشکال لکھیں اور پھر انہیں 'ا' سے ملا کر لکھیں۔

پوری اشکال	آدھی اشکال	'ا' سے ملا کر لکھیں
س		
ش		
ص		
ض		
ع		
غ		

معلم / معلمہ کی رائے:

Date: \_\_\_\_\_

Write the backward counting.




Teacher's comments: \_\_\_\_\_



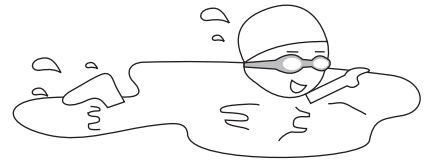
Date: \_\_\_\_\_

Make sentences with I can.... with help of the given pictures.

\_\_\_\_\_




\_\_\_\_\_



\_\_\_\_\_



\_\_\_\_\_



Teacher's comments: \_\_\_\_\_

تاریخ: \_\_\_\_\_

حروف کی آدھی اشکال کو 'ا' سے ملائیے۔

ف + ا

\_\_\_\_\_

م + ا

\_\_\_\_\_

گ + ا

\_\_\_\_\_

ق + ا

\_\_\_\_\_







ز + ا

\_\_\_\_\_

معلم / معلمہ کی رائے: \_\_\_\_\_

Date: \_\_\_\_\_

What comes before?



Teacher's comments: \_\_\_\_\_

Date: \_\_\_\_\_

Rewrite the sentences by using the correct punctuations.  
(Full stop and capital letter)

I can hop

\_\_\_\_\_

this is a cat.

\_\_\_\_\_

This is an inkpot

\_\_\_\_\_

i can run

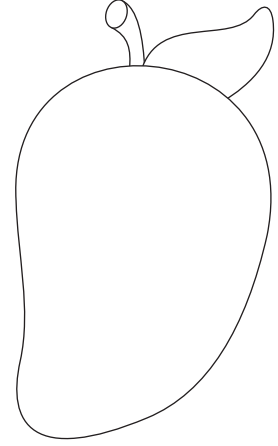
\_\_\_\_\_

Teacher's comments: \_\_\_\_\_

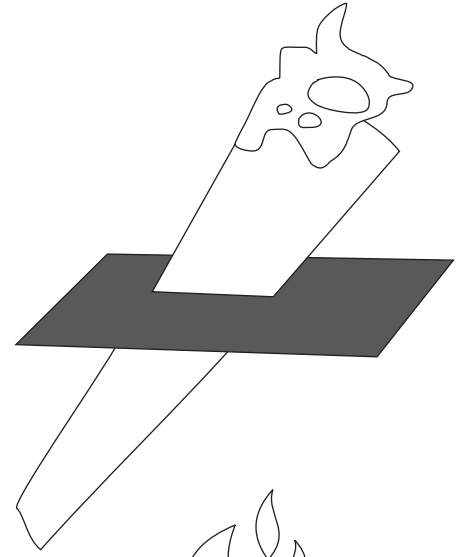
تاریخ:

دیئے گئے الفاظ پڑھ کر درست تصاویر سے ملائیے۔


آری



آگ



آم



معلم / معلمہ کی رائے:

Date: \_\_\_\_\_

What comes before?

\_\_\_\_\_ 2

\_\_\_\_\_ 5

\_\_\_\_\_ 8

\_\_\_\_\_ 4

\_\_\_\_\_ 10

Teacher's comments: \_\_\_\_\_

Date: \_\_\_\_\_

Write common and proper names in appropriate columns.

Ali   chair   Sana   table   cat   Lahore

Common Names	Proper Names
_____	_____
_____	_____
_____	_____

Teacher's comments: \_\_\_\_\_

تاریخ: \_\_\_\_\_

آسے الفاظ بنائیے۔

\_\_\_\_\_

\_\_\_\_\_

\_\_\_\_\_

\_\_\_\_\_

\_\_\_\_\_

معلم / معلمہ کی رائے: \_\_\_\_\_



Date: \_\_\_\_\_


Write from 15 to 70.

15						
						70

Teacher's comments: \_\_\_\_\_

Date: \_\_\_\_\_


Write "en" words in the hen.




Teacher's comments: \_\_\_\_\_

تاریخ: \_\_\_\_\_

الفاظ پڑھ کر درست تصویر سے ملائیے۔



بال



بارش



بلی




بادل

معلم / معلمہ کی رائے: \_\_\_\_\_

تاریخ: \_\_\_\_\_

”با“ کے الفاظ لکھیے۔



\_\_\_\_\_ معلم / معلمہ کی رائے: