

Name: .....

Class: .....

Section: .....

Campus: .....

Student ID: 

--	--	--	--	--	--	--	--	--	--	--	--	--

All Rights Reserved. No part of this book will be reproduced  
in any form without the prior written permission  
of National Educational Network (Pvt) Limited.

Publisher: National Educational Network (Pvt) Limited, Lahore

**Dear Parents,**

Summer holidays are usually greeted with joy by kids. Parents wonder how they are going to get through the whole summer with the kids at home all the time. The summer vacation for kids is a wonderful opportunity to interact with the parents.

Here are some guidelines to help you choose what to do.

1. **Fun Activities.** Involve your kids and make a list of all the things you would like to do or places you would like to visit during this summer break. Go through the list, choosing one or two activities per week for example visit to a park, singing rhymes, painting, sketching, drawing, making booklets and clay modeling etc.

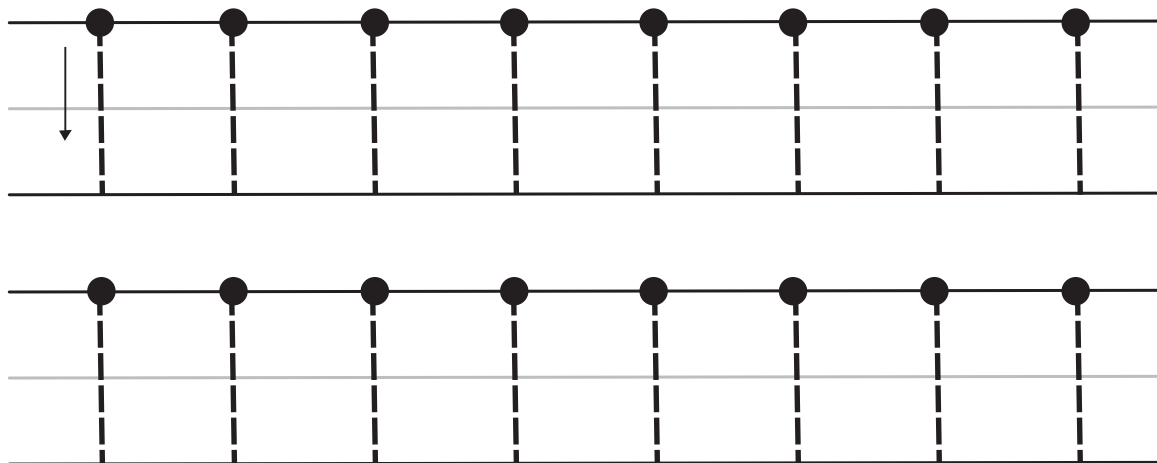

2. **Study Time.** Make a study schedule for your kids. As your kids have received summer pack from the school, kindly help your child to do at least one page everyday. It might be hard for you as parent to regulate or enforce study time but one hour study time every day will help your kids to be in touch with their studies. Daily read a story to them at this time it will help them to develop their comprehension, fluency and vocabulary in Urdu and English.

3. **Eating Schedules.** With free eating schedule, your kids would just eat whenever they are hungry, but in school this will all change. They have given limited period of time in school to eat in which their appetite might not be used to. As a solution, parents could practice a regular eating schedule for their kids and stop them from eating junk food in between meals.

4. **Screen Time.** Limit your kids screen time. Children should not watch TV for more than two hours, to meet the target most families have to make a concentrated effort to turn off the TV and limit computer about the time that you think is reasonable, and be firm about maintaining those limits.

Date: \_\_\_\_\_

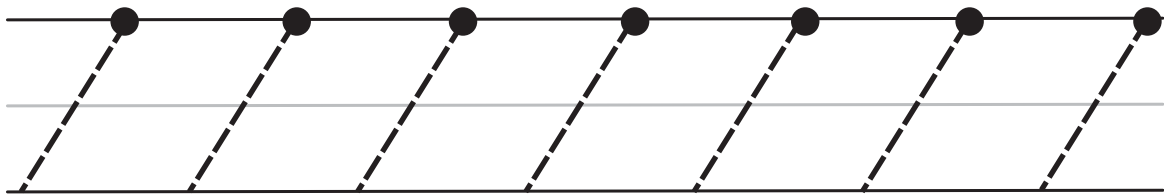
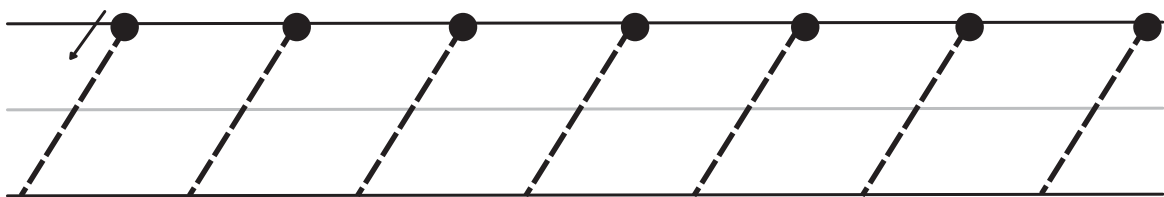

Trace the dotted lines.



Teacher's comments: \_\_\_\_\_

Date: \_\_\_\_\_

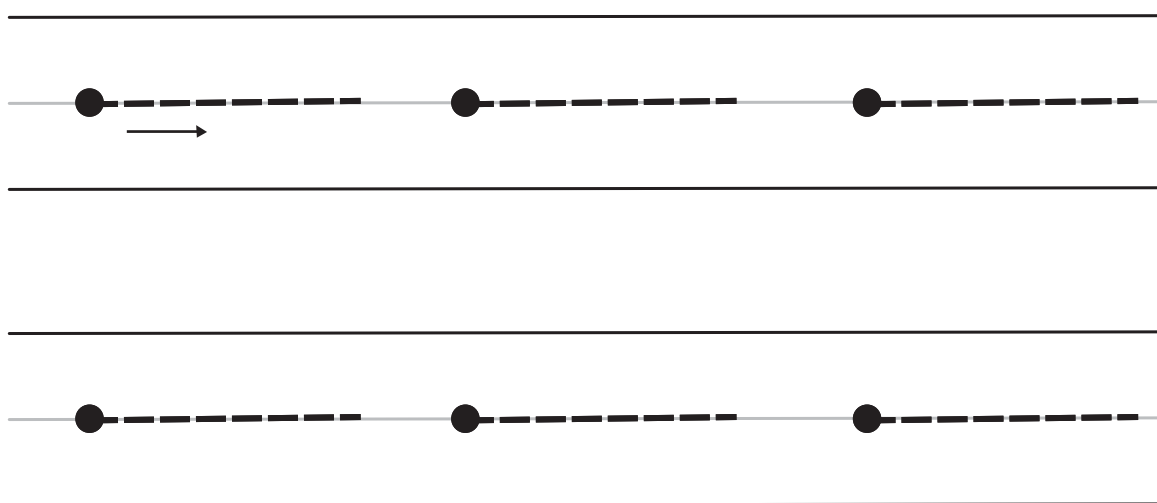
Trace the dotted lines.



Teacher's comments: \_\_\_\_\_

Date: \_\_\_\_\_

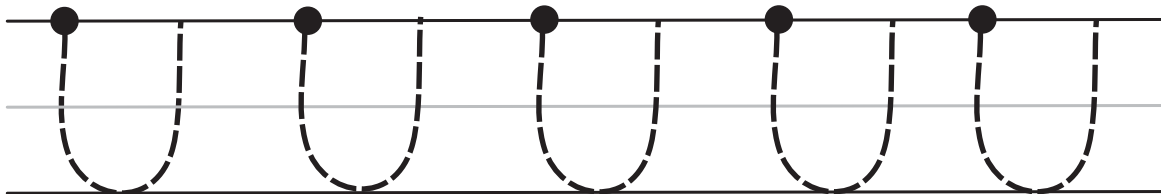
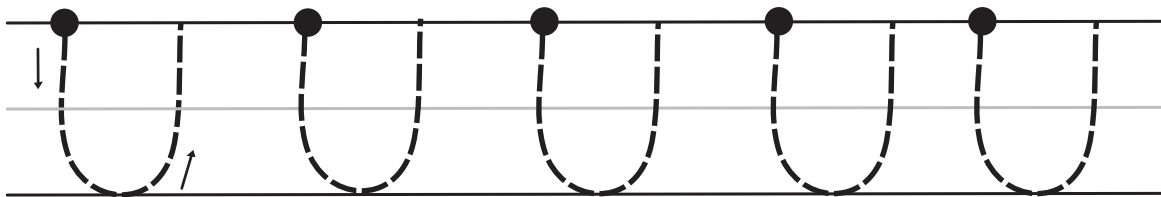

Trace the dotted lines.



Teacher's comments: \_\_\_\_\_

Date: \_\_\_\_\_

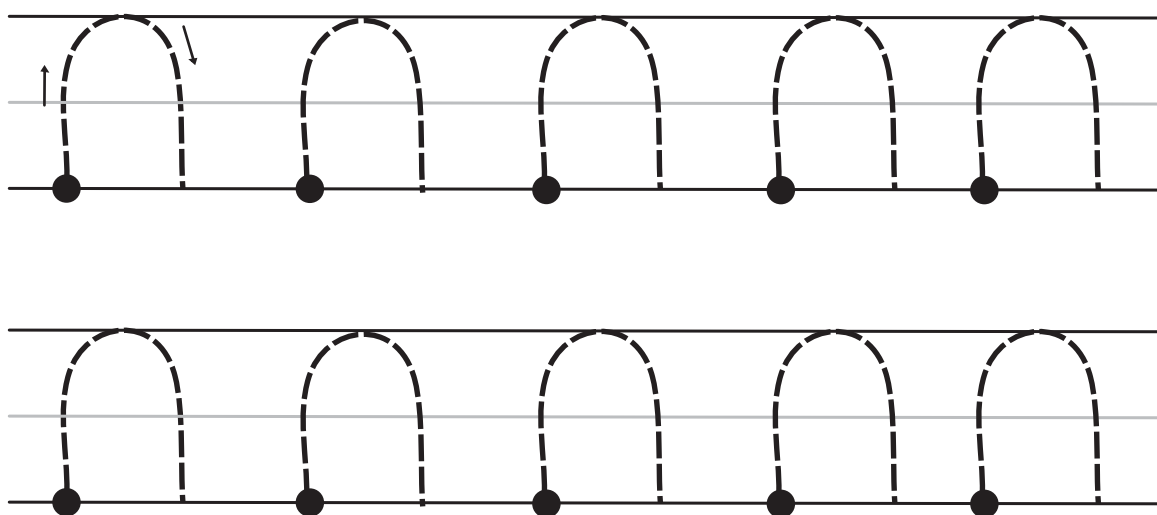
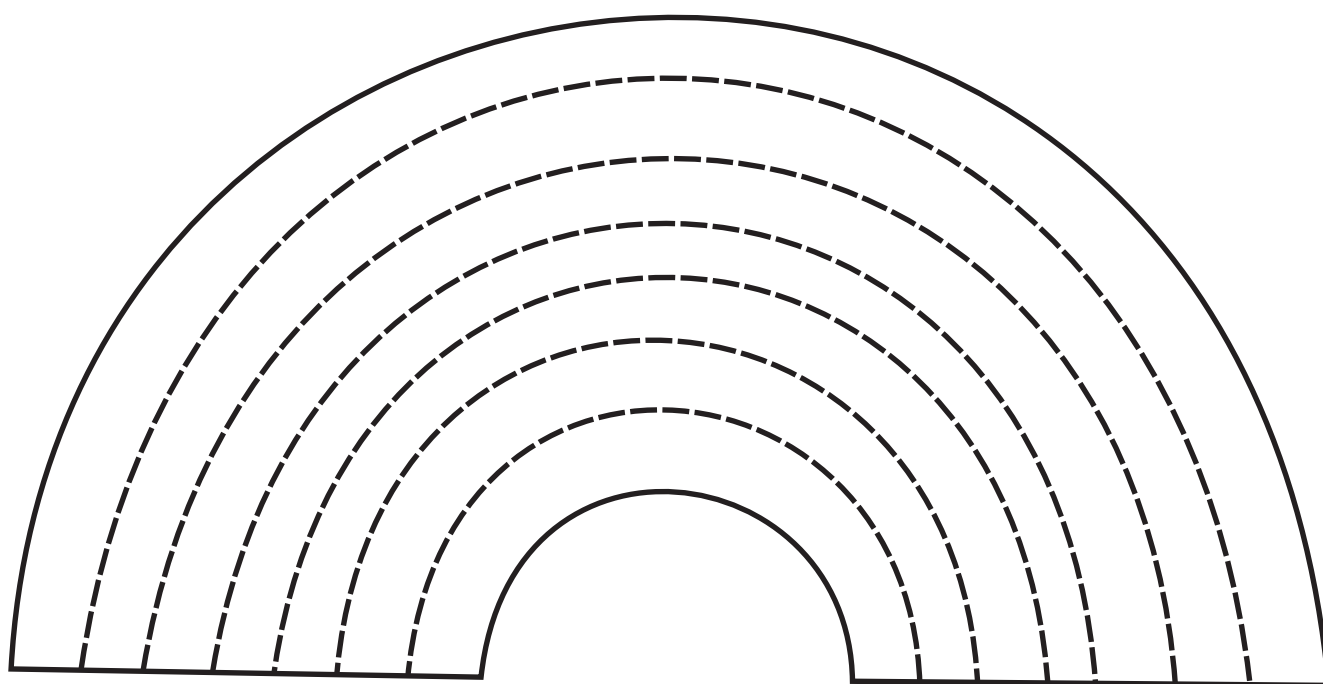
Trace on dots.



Teacher's comments: \_\_\_\_\_

Date: \_\_\_\_\_

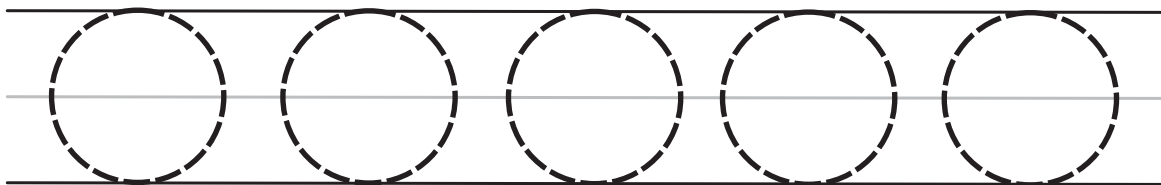
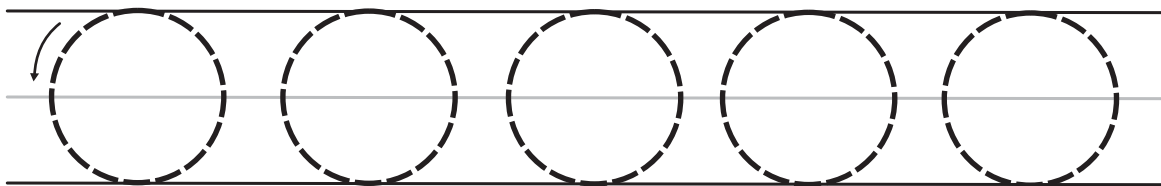
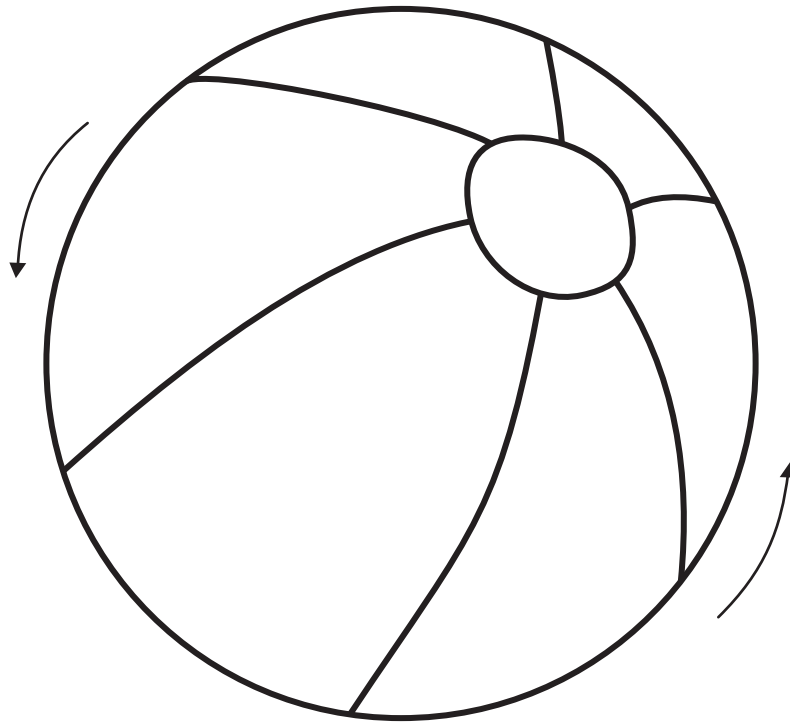
Trace on dots.



Teacher's comments: \_\_\_\_\_

Date: \_\_\_\_\_

Trace on dots.

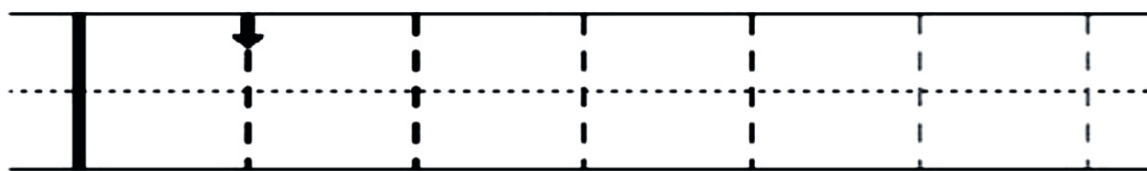


Teacher's comments: \_\_\_\_\_



Date: \_\_\_\_\_






Trace on dots to form number 1.



Teacher's comments: \_\_\_\_\_

Date: \_\_\_\_\_

Finger tracing with paint.



Teacher's comments: \_\_\_\_\_

نقاط پر لکھیے۔

تاریخ: \_\_\_\_\_



معلم / معلمہ کی رائے: \_\_\_\_\_

Date: \_\_\_\_\_


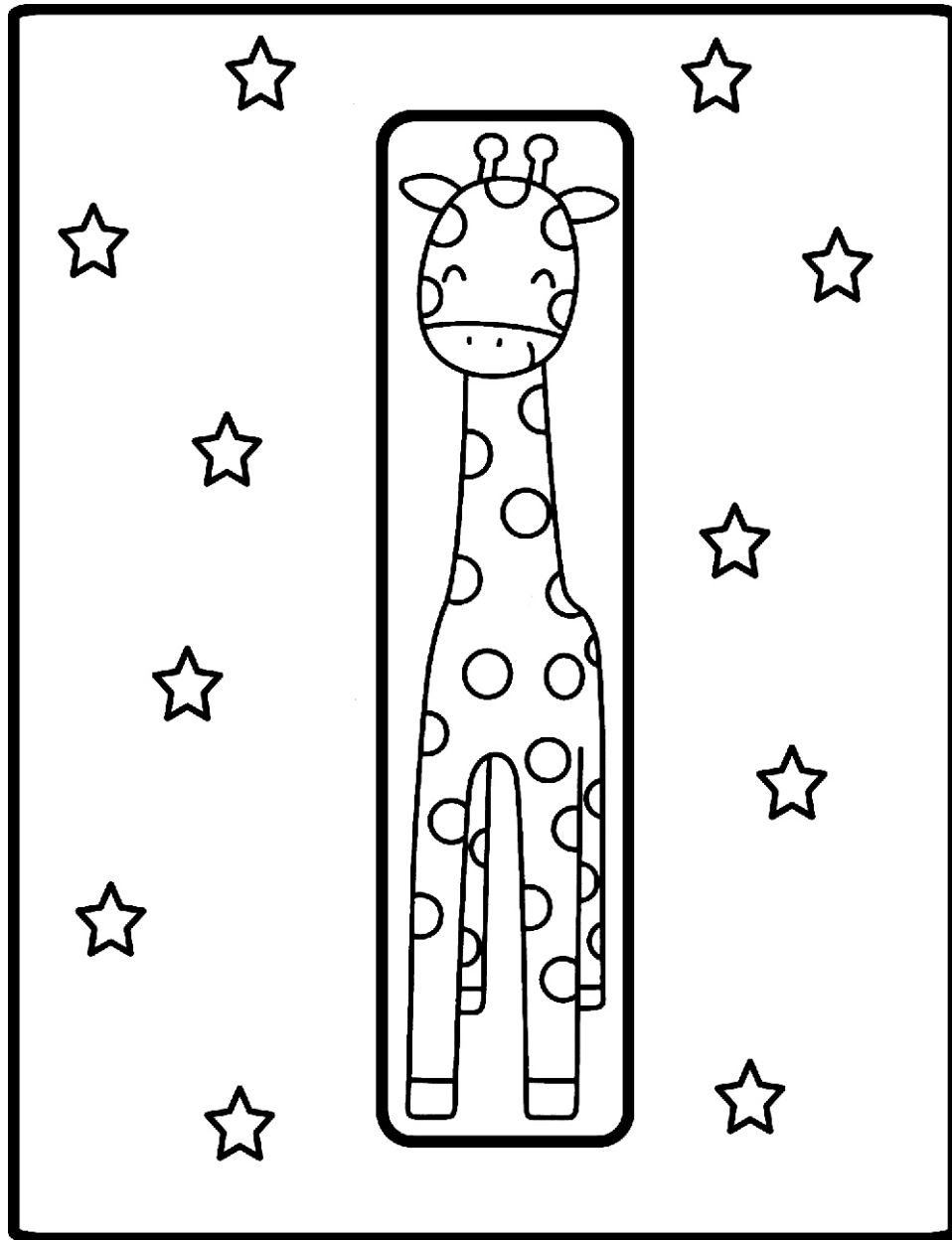
Colour the boxes that have letter “a” in them.

a	b	c
b	a	b
a	c	a
c	a	b

Teacher's comments: \_\_\_\_\_

Date: \_\_\_\_\_


Count the giraffe and colour the same number of the  
○ at the bottom.



Teacher's comments: \_\_\_\_\_

Date: \_\_\_\_\_


Circle the same.



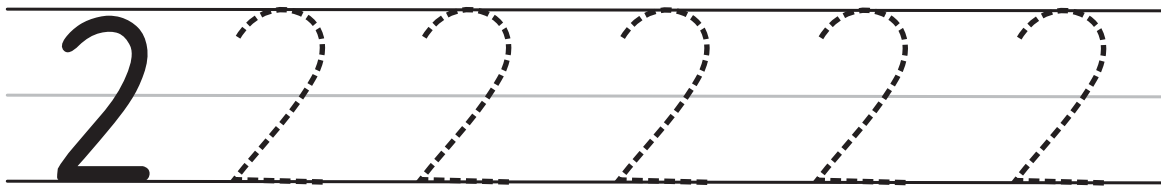

Teacher's comments: \_\_\_\_\_

Date: \_\_\_\_\_

Trace on dots to form number 2.



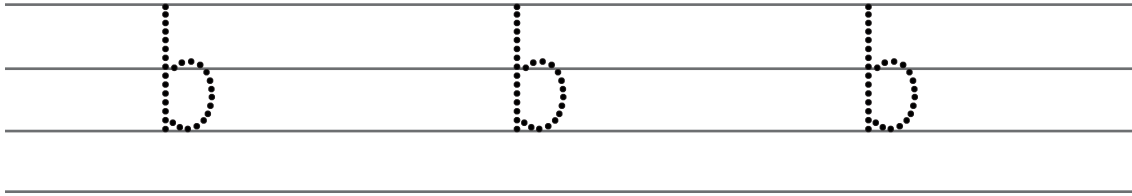
2  
ducks



Teacher's comments: \_\_\_\_\_

Date: \_\_\_\_\_


Trace on dots.



The word boat begins with "b"

Trace "b"

boat

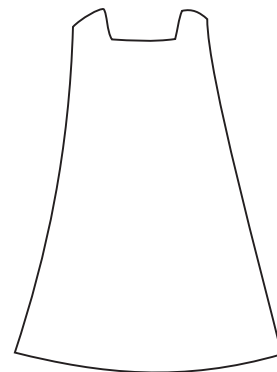
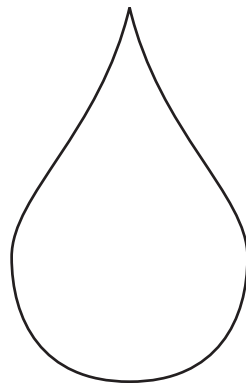




Teacher's comments: \_\_\_\_\_



Date: \_\_\_\_\_




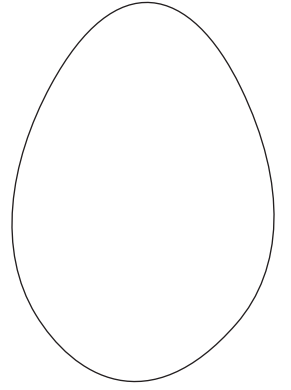
Colour all the things in blue colour.



Teacher's comments: \_\_\_\_\_

تاریخ: \_\_\_\_\_


حرف "ا" سے شروع ہونے والی تصاویر میں رنگ بھریں۔




معلم / معلمہ کی رائے: \_\_\_\_\_

Date: \_\_\_\_\_


Count and circle the correct number.



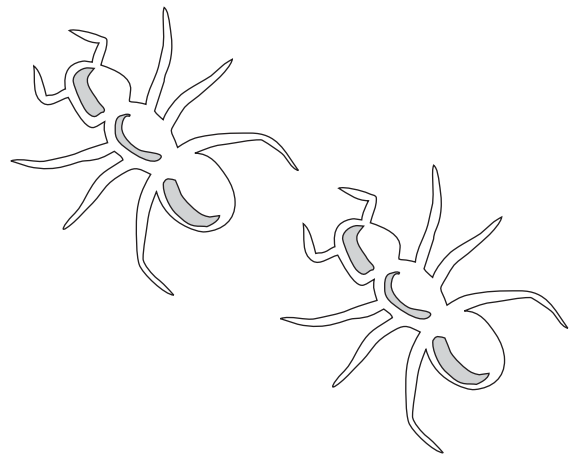
1      2      3



1      2      3



1      2      3


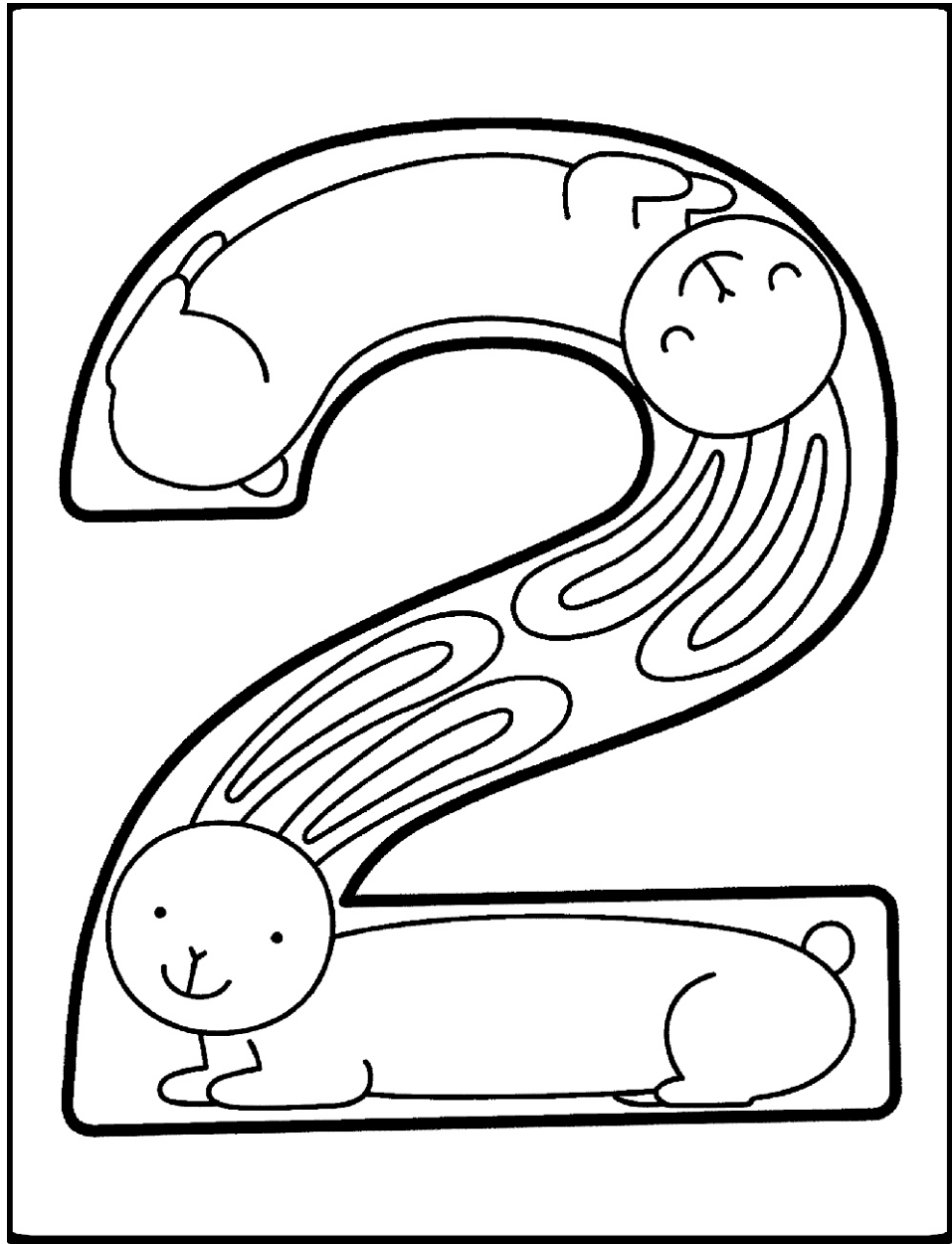


1      2      3

Teacher's comments: \_\_\_\_\_

Date: \_\_\_\_\_


Count the rabbits and colour the same number of the  
○ at the bottom.



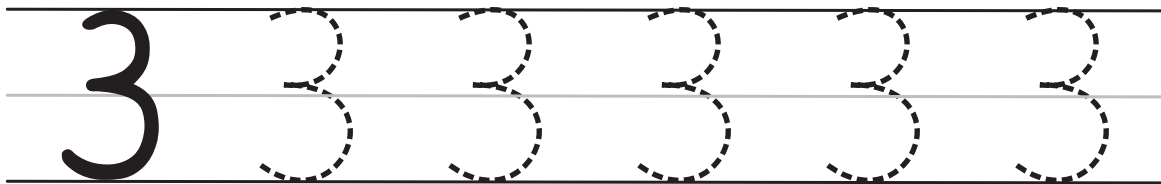


Teacher's comments: \_\_\_\_\_

Date: \_\_\_\_\_

Trace on dots to form number 3.








3  
whales



Teacher's comments: \_\_\_\_\_

Date: \_\_\_\_\_

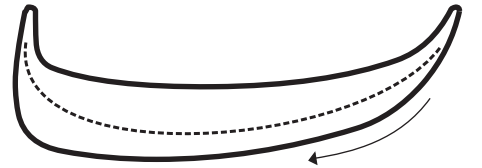
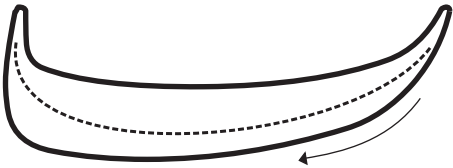

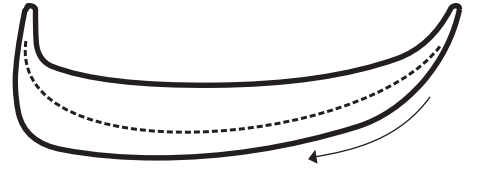
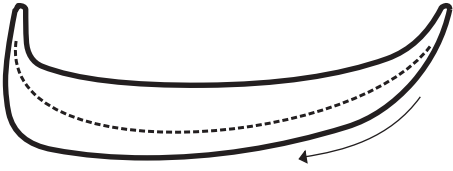
Trace on dots.



Teacher's comments: \_\_\_\_\_

ٹریس کیجیے۔






تاریخ:



معلم / معلمہ کی رائے:

Date: \_\_\_\_\_

Trace on dots.



Teacher's comments: \_\_\_\_\_




تاریخ:

دیے گئے حروف میں سے ”ب“ کے خانوں میں رنگ بھریے۔




ا	ا	ب
ب	ا	ب
ا	ب	ا



معلم / معلمہ کی رائے:

Date: \_\_\_\_\_

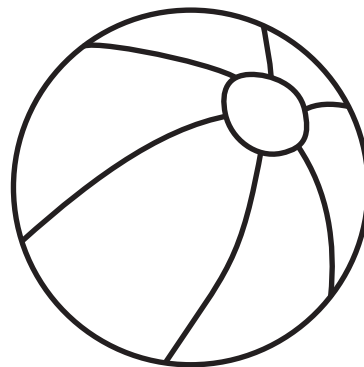
Circle the correct letter.



a

b

c



a






b

c

Teacher's comments: \_\_\_\_\_

Date: \_\_\_\_\_





Match parts of body with the relevant picture.



Teacher's comments: \_\_\_\_\_

Date: \_\_\_\_\_

Count and match.




Teacher's comments: \_\_\_\_\_

Date: \_\_\_\_\_

Write on dots and match letters with the correct pictures.

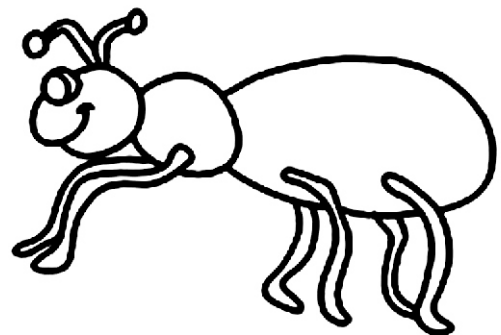
a



b



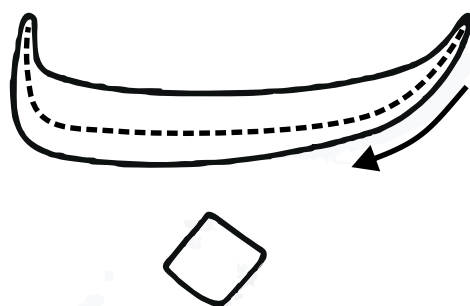
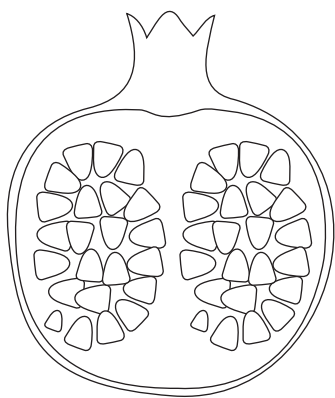
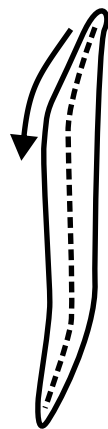

c



Teacher's comments: \_\_\_\_\_

تاریخ: \_\_\_\_\_

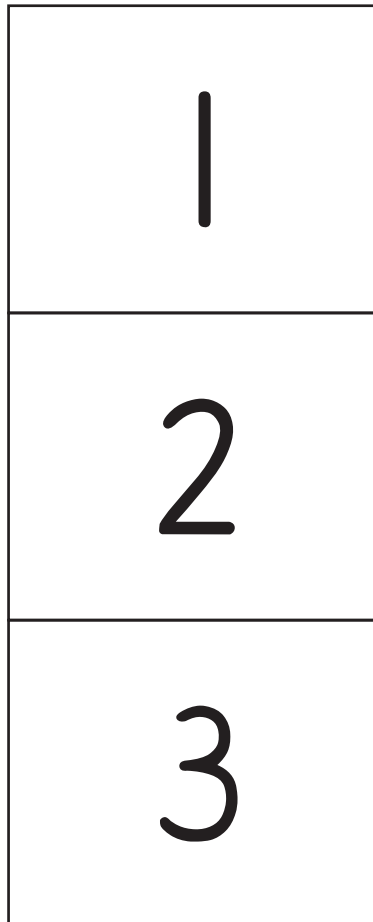






نقاط پر لکھیے اور درست تصویر سے ملائیے۔



معلم / معلمہ کی رائے: \_\_\_\_\_

Date: \_\_\_\_\_

Match the sets with the correct number.



Teacher's comments: \_\_\_\_\_

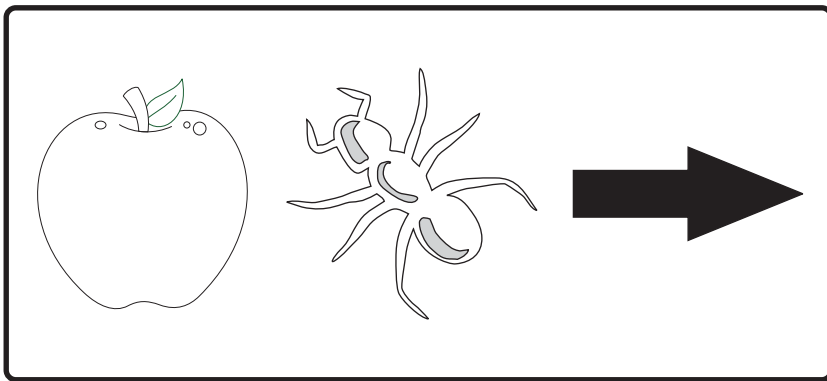
Date: \_\_\_\_\_

Circle the correct letter that goes with the pictures.

a

b

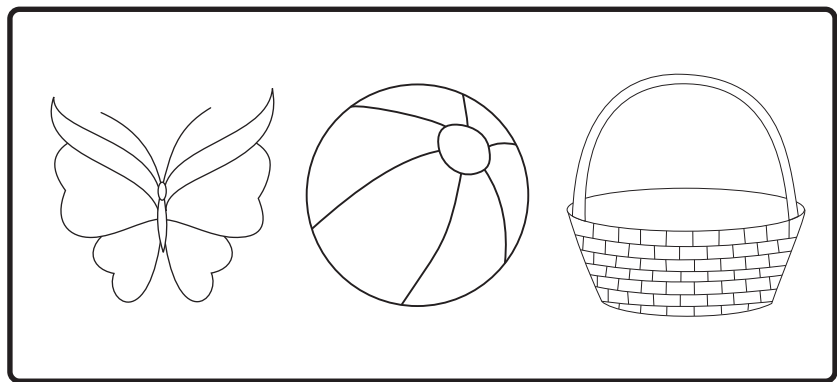
c



a

b

c

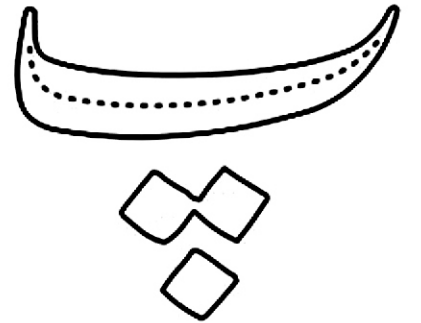
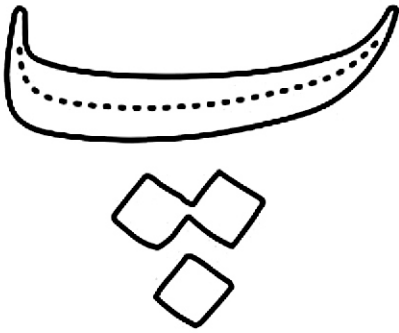

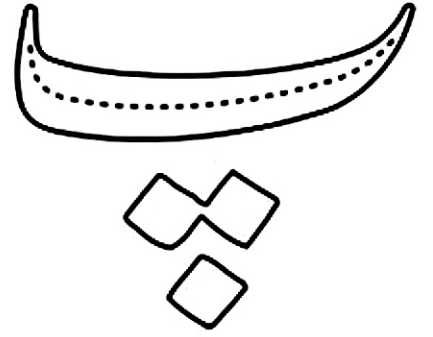
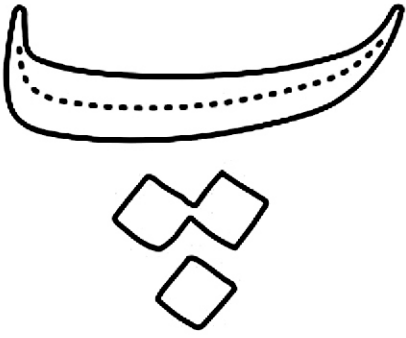


Teacher's comments: \_\_\_\_\_



ٹریس کیجیے۔


تاریخ:



معلم / معلمہ کی رائے:

Date: \_\_\_\_\_



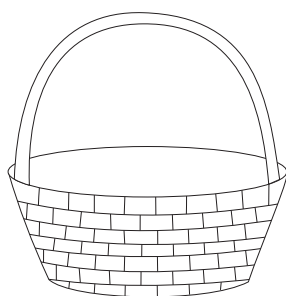



Colour the things we use to keep ourselves clean.



Teacher's comments: \_\_\_\_\_

Date: \_\_\_\_\_




Trace on dots.



Teacher's comments: \_\_\_\_\_



Date: \_\_\_\_\_

Cut and paste the correct numbers accordingly.





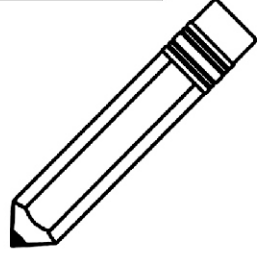
<hr/>	<hr/>	3
-------	-------	---

Teacher's Comments: \_\_\_\_\_



تاریخ:




حرف ”پ“ سے شروع ہونے والی تصاویر میں رنگ بھریں۔



معلم / معلمہ کی رائے:

Date: \_\_\_\_\_






Match animals with their babies.



Teacher's comments: \_\_\_\_\_

Date: \_\_\_\_\_


Trace on dots and colour the appropriate picture.



Teacher's comments: \_\_\_\_\_

Date: \_\_\_\_\_

Count and write.



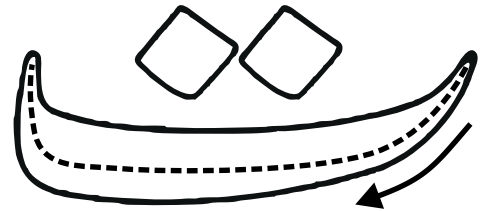
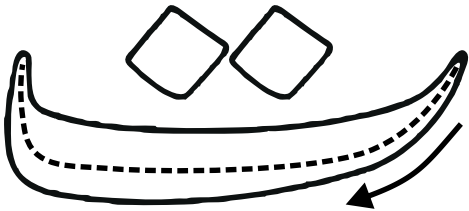

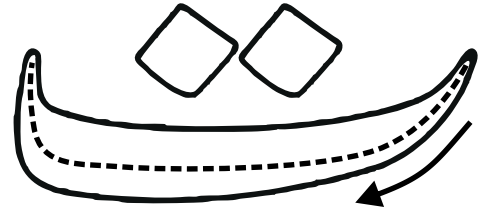
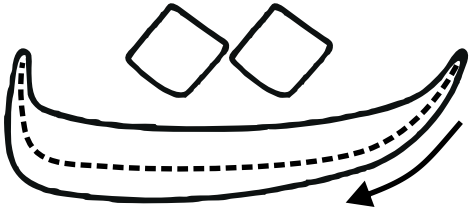
How many fish are in the water? \_\_\_\_\_

Teacher's comments: \_\_\_\_\_



ٹریس کیجیے۔

تاریخ:




معلم / معلمہ کی رائے:

تاریخ: \_\_\_\_\_

تصویر کو درست حرف سے ملائیے۔




ا



ب



پ

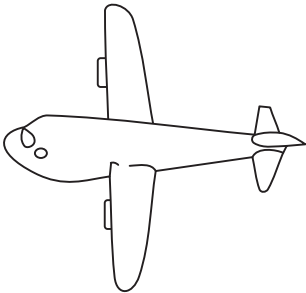


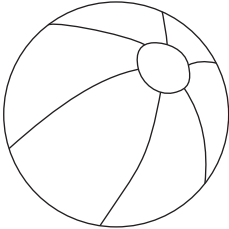






ت

معلم / معلمہ کی رائے: \_\_\_\_\_

Date: \_\_\_\_\_




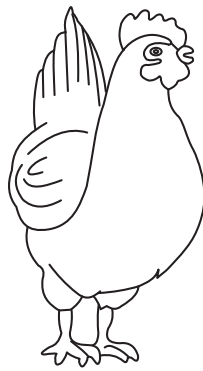


Colour the correct picture.

a		
b		
c		
d		

Teacher's comments: \_\_\_\_\_

Date: \_\_\_\_\_




Trace on dots and colour the appropriate picture.



Teacher's comments: \_\_\_\_\_

Date: \_\_\_\_\_

Count and circle the correct number.


 <p>1                  2                  3</p>	 <p>1                  2                  3</p>
 <p>1                  2                  3</p>	 <p>1                  2                  3</p>

Teacher's comments: \_\_\_\_\_

Date: \_\_\_\_\_

Match letters with the correct pictures.

d



e



Teacher's comments: \_\_\_\_\_

Date: \_\_\_\_\_

Match letters with the correct pictures.

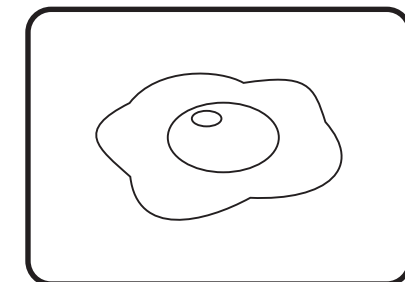


a

b

c

d

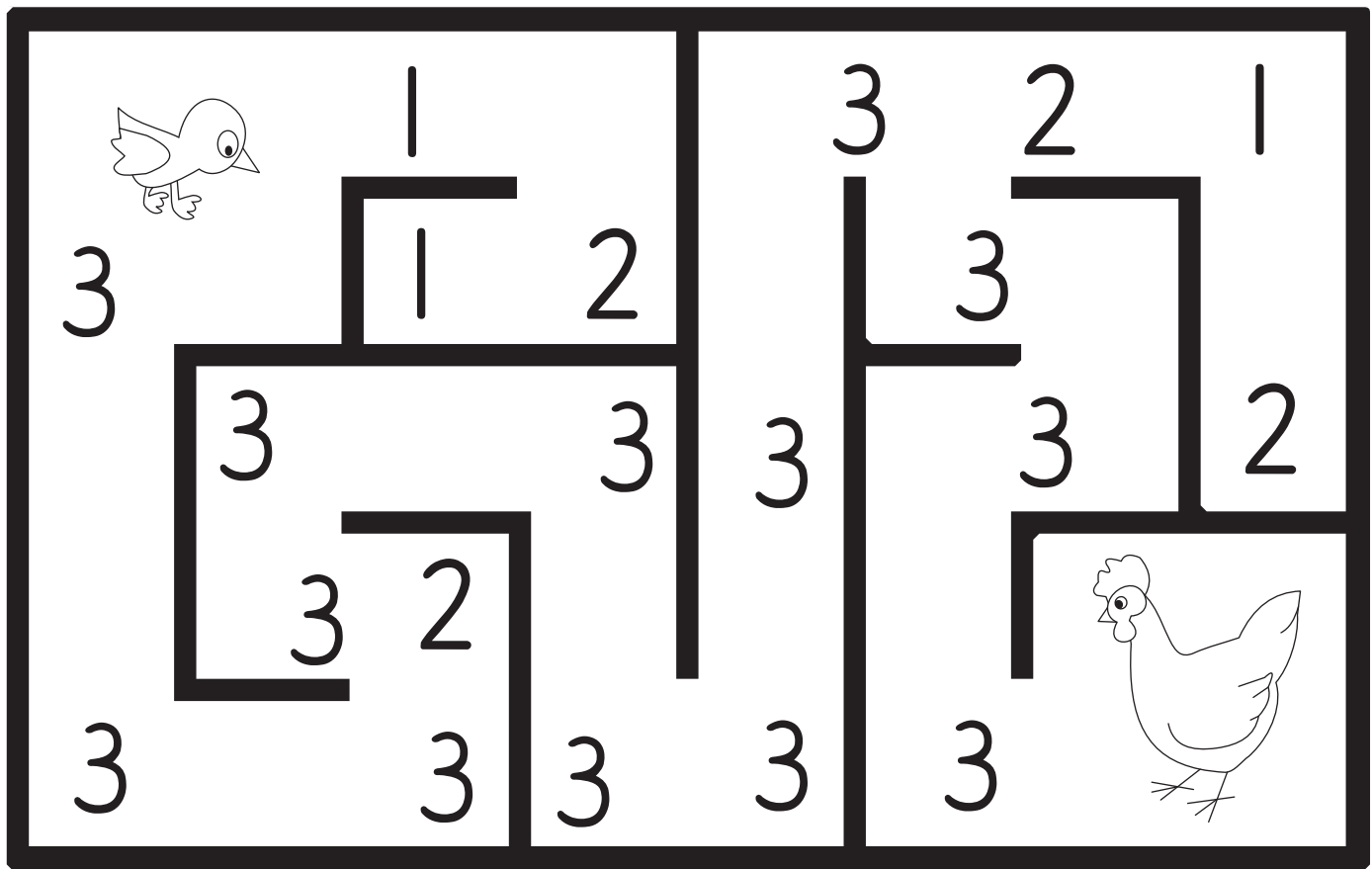
e



Teacher's comments: \_\_\_\_\_

Date: \_\_\_\_\_

Follow number 3 to help the chick find mom.



Teacher's comments: \_\_\_\_\_