

Mes.6 : Je sais lire l'heure

Observer



Mes.6 : Je sais lire l'heure

Retenir



Sur cette horloge, on peut voir **3** aiguilles :

- *la **petite** : elle indique les heures
- *la **grande** : elle indique les minutes
- *la **fine rouge** (la trotteuse) : elle indique les secondes.

Il faut 60 minutes pour faire une heure.

Quand la grande aiguille fait un tour, la petite avance d'une heure.

Mes.6 : Je sais lire l'heure

Retenir



1 MINUTE = 60
SECONDES

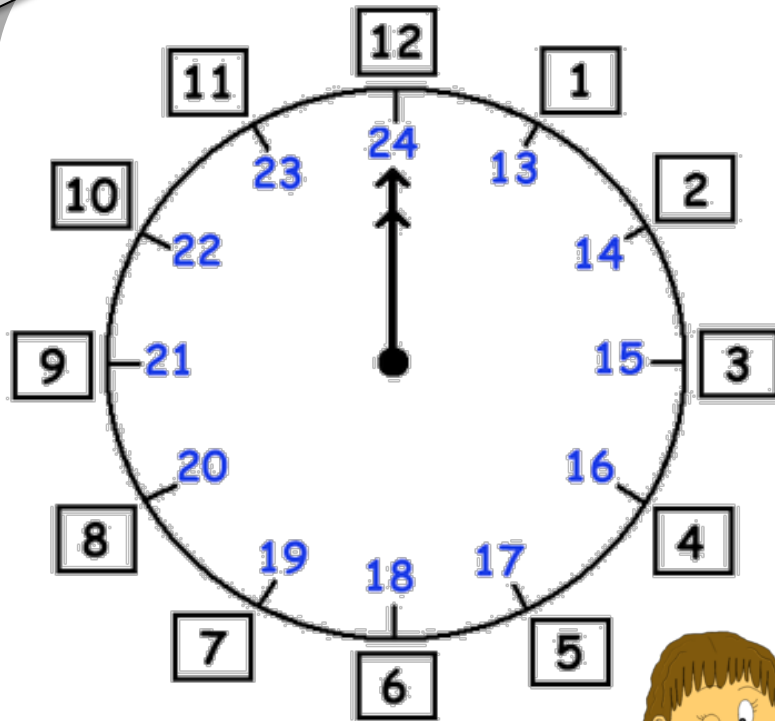
1 JOUR = 24 HEURES



1 HEURE = 60 MINUTES

Mes.6 : Je sais lire l'heure

Retenir



Les nombres écrits sur le cadran indiquent les heures.

Pour donner l'heure de l'après-midi, j'ajoute 12.

matin	Après-midi
1h	13h
2h	14h
...	
11h	23h
Midi (12h)	Minuit (00h)



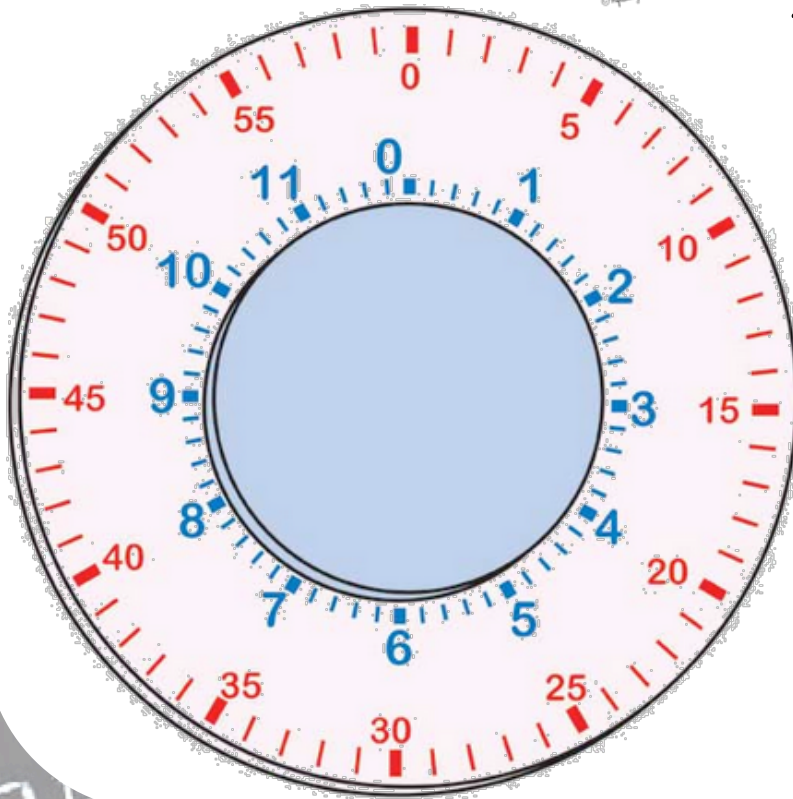
Mes.6 : Je sais lire l'heure

Retenir



Les graduations autour du cadran indiquent les *minutes*.

1 graduation = 1 minute



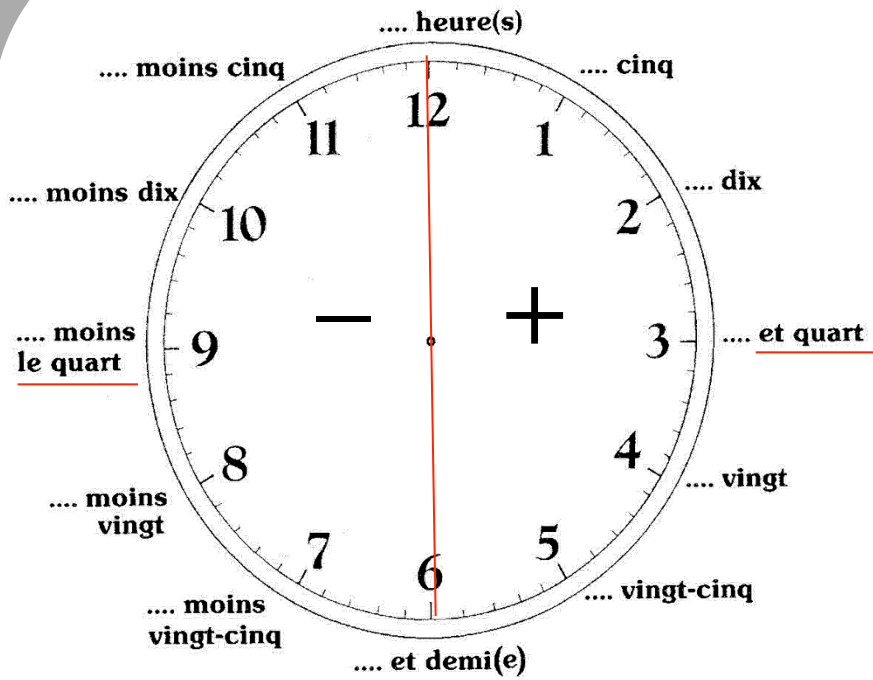
Grande aiguille sur	minutes
12	0 min.
1	5 min.
2	10 min.
3	15 min.
4	20 min.
...	...
11	55 min.

Retenir

Mes.6 : Je sais lire l'heure



Quelle heure est-il?



Les *minutes* :

*quart d'heure = 15 min.

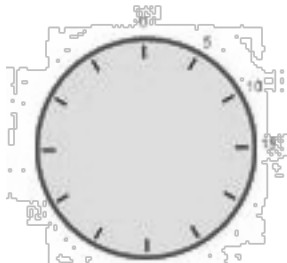
--> ... h *et quart*

*demi-heure = 30 mn.

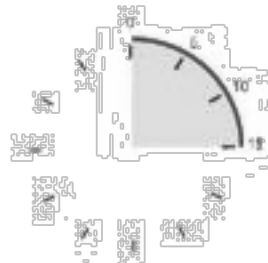
--> ... h *et demi*

*trois quarts d'heure = 45 min.

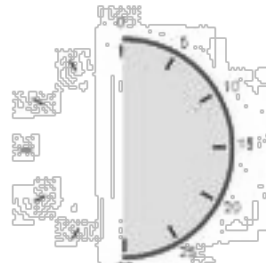
--> ... h *moins le quart*



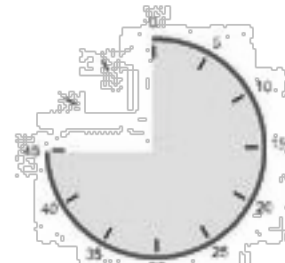
Une heure
ou 60 minutes



Un quart d'heure
ou 15 minutes




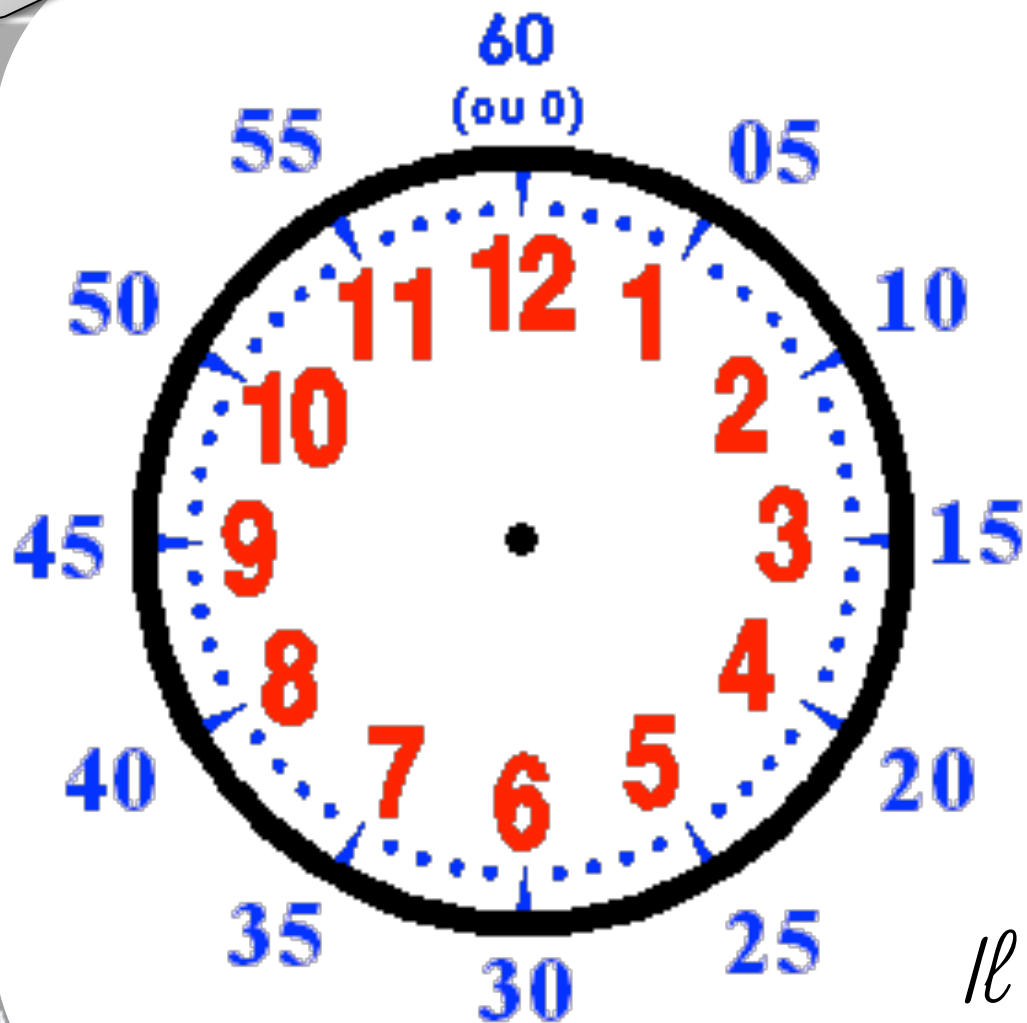
Un demi-heure
ou 30 minutes



Trois quarts d'heure
ou 45 minutes

Mes.6 : Je sais lire l'heure

S'exercer













Il est _____ h _____



S'exercer











Mes.6 : Je sais lire l'heure



Mes.6 : Je sais lire l'heure



S'évaluer



.../ 10