

Strong sound wave fat system



ULTRASONIC+VACUUM+ RF+ BIO

Working principal

wave fat system

With collective strong sound wave head, strong sound wave of 40KHZ may be emitted to vibrate fat cells at top speed and produce numerous vacuum air pockets inside and outside the fat cells, robustly impact fat cells to generate introverted blast and disintegrate triglyceride into glycerol and free fatty acids. Then RF waves at frequency of 1M HZ is used for exhausting the integrated glycerol and free fatty acids through hepatoenteral circulation. Finally, vacuum RF and energy electrode are used for positioning and tightening fat. In physics, it is known as "cavitation". Micropore introverted blast inside and outside cell may lead to enhanced molecular motion and a higher energy level and this will finally cause fat cell rupture and thereby achieve the effects of body building and losing weight.

SKETCH of the CONTROL PANEL



Instrument Function and Treatment Principles

1. Vacuum Bipolar RF handle



Dissolve fat, lymphatic drainage, firm skin and enhance skin elasticity

Body-shaping Equipment adopts the most advanced high-speed turbine negative pressure technology, and innovative three-dimensional conversion technology, combining with microcomputer chip controlled patent roller axis, and has an anti-geocentric attract effect on the skin.

Attracting and outspreading the fibrillar connective tissue of different cortexes, through the rhythmic massage and effectively break down subcutaneous fat and reduce cellular tissue accumulation of fat, use of the patents to massage deeply roller different parts of the body, bring up fat layer in dermis, curium and subcutaneous, and release micro-vascular lymphatic vessels at the same time, promoting metabolism and to make fat cells in a passive movement to fat acids, even within the cells of toxins, also to be eliminated from lymphatic system in vitro, the detoxification enhance the fuction of as many as four times. Can be done manually or any other instruments can not achieve the perfect results. At the same time, skin is more elastic and luster. It is the "healthy body sculpture management" expert



2. Body RF handle



Being integrated with the most advanced RF technology and radio frequency, the instrument may directly reach the deep-seated fat body and have the excellence of targeted positioning RF. In the fast-active state, fat cell tissue may generate friction heat, increase local temperature and remove excess fat and toxin from the body through sweat gland, enterohepatic circulation and lymph and ultimately achieve the effect of dissolving fat. With controlled depth technology, inlaid diamond particles of different sizes may rub skin along its pattern, adjust suction strength by means of vacuum draw and rub with negative

pressure strongforce to directly explode thick fat. Thus, the effects are very obvious: Enhance blood circulation, accelerate the decomposition of fat, take away wastes, enhance the effect of removing cellulite, effectively improve the state of areolar tissue, remove stubborn fat and improve the sufficient absorption condition of diet products.




3. 40Khz Ultrasonic handle



Strong sound wave explosion fat head

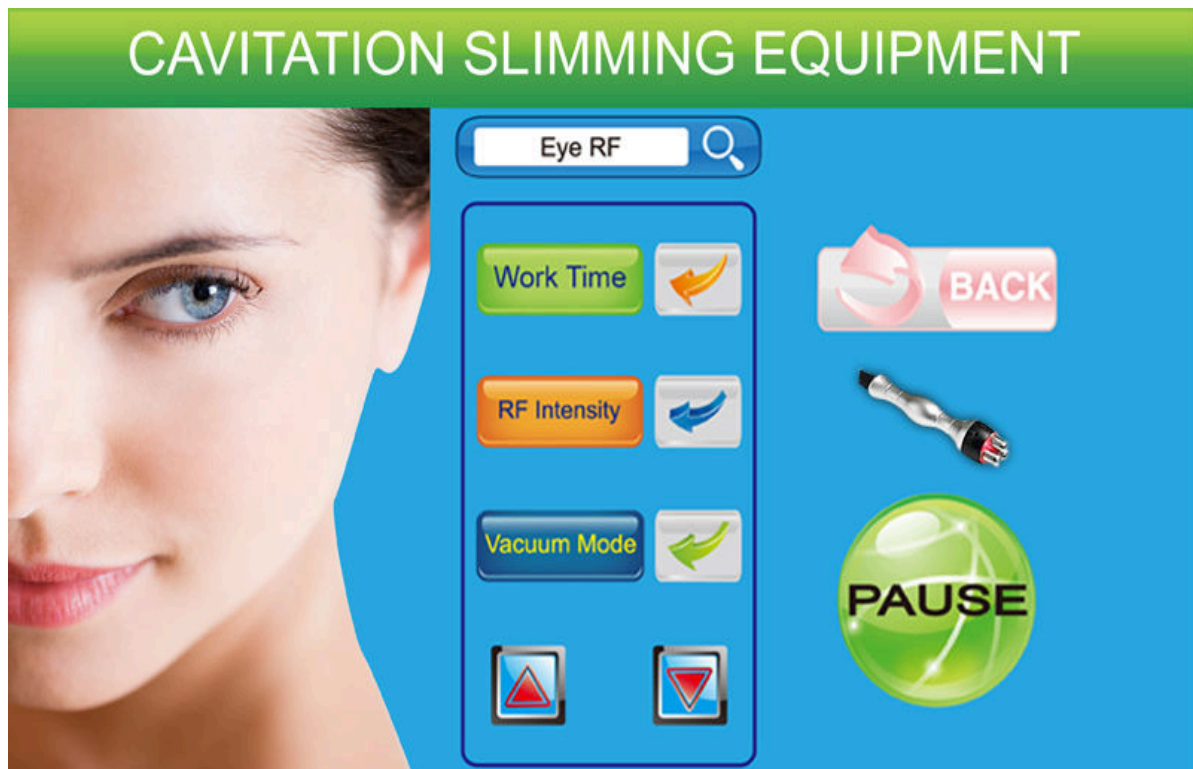
With collective strong sound wave head, strong sound wave of 40KHZ may be emitted to human body for impacting fat cells fiercely and causing friction motion between fat cells. This may cause effective consumption of calories and moisture in fat cells and reduce the size of fat cells. What's more, sound wave vibration Vmay cause fierce impact of fat cells to make them be exploded instantaneously, reduce the amount of fat cells and thereby achieve the effects of removing fat.



4. Facial RF handle --Facial wrinkle elimination, tightening and lifting



A capacitive coupling electrode is used for transmitting radio-wave energy and generating an electric field for entering into subcutaneous tissue through the skin surface. In the high-frequency of 450khz, this electric field changes its polarity for 450,000 times per second. To reply to the rapid change in electrode, directions of electrical particles the skin are also changed. By this time, natural electric resistance in the subcutaneous tissue moves and generates heat energy. As the papillary dermis collagen may immediately shrink when the temperature is within the range from 60 to 70 Celcius degree, after wrinkle treatment, client may immediately sense the skin tightening effects as it is being lifted and firmed. When collagen is produced continuously, thickness and density of the skin papillary dermis may be increased to remove wrinkles, eliminate scars, restore skin elasticity and gloss and make it be blonde and smooth. While collagen is increased, fresh skin is generated in the position of operation and wrinkles are removed by large amount of cells. In addition, when cortex without elasticity or that with thick horny layer in the area with wrinkles is separated, surrounding skin will also be renewed.



5. Bio



facial handle



Stick to enhance rejuvenation: use of positive and negative micro-current activation energy release skin cells, so that rapid synthesis of fibroblasts Collagen, elastic skin revert to the original compact, the skin causing t the skin to stimulate the muscle tension is increased, thereby gradually eliminate wrinkles, prevent skin aging, restoring skin elasticity, facial improvement.

Treatment range:

- ◆ Firm the arms, legs, thighs, buttocks, waist, back, abdominal muscles and reshape the body figure
- ◆ Improve and treat the orange peel like fatty tissues of different serious levels
- ◆ With the effects of soothing, decompression and pain relief (such as joint pain, sciatica), promote the regular mechanical aerobic exercise of skin tissue, rapidly relieve stress and remove fatigue.
- ◆ Firm, lift and compact the skin and mould the face shape
- ◆ Circulate and activate cells, promote metabolism and so that 100% more collagen and elastic fibers may be gained for improving the facial and body skin

Features

1. The entire process is completed without the need of surgery and anesthesia.
2. Does not cause the phenomenon of uneven skin.
3. Does not cause the phenomenon of bleeding, swelling and blood stasis.
4. Without side effects and the risk of gaining the weight back, the results are rather obvious.
5. Non-invasive treatment does not affect the normal work and life.

BUTTOCKS

ILLUSTRATION of OPERATION

THIGH

Treated time: 10 minutes

1. From down to upper, pushing to the groin to dredge the lymph.



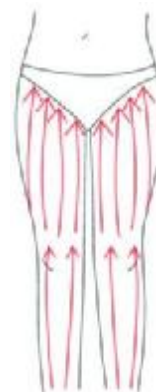
2. From down to upper, circling push by anticlockwise, can help decomposing fatness.



3. Also can push by come-and-go to decompose fatness.



4. Pull from the knee and muscle texture to upper, can improve the curve.



Treated time : 5 to 10 minutes

1. Along the lymph direction, pulling to the waist.



2. From upper to down, by anticlockwise gesture, pull come-and-go.
3. Along the muscle of arm, pull up to lift and tight the muscle.

BACK

Treated time: 5 to 10 minutes

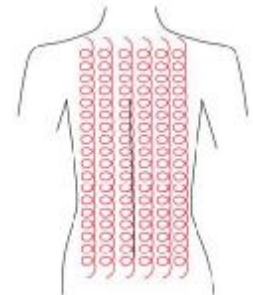
1. First by come-and-go, pushing the bladder nerve 2 to 3 times.



2. Circling by anticlockwise to stimulate the underarm lymph node.



3. On the back, by anticlockwise circling, can help to decompose the fatness.



4. Using lymph drainage gesture, pull the toxin to the lymph node, can help improving the back curve.



ARM

Treated time: 8 minutes

BACK SIDE

1. From the inner elbow to the armpit, doing lymph drainage.



2. Circling to stimulate the lymph node.
3. By anticlockwise or come-and-go pushing, decomposing the fatness.



4. From the elbow to the outer, doing tightening gesture.

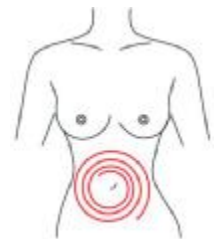
Facade

1. From the elbow to the outer, doing tightening gesture.

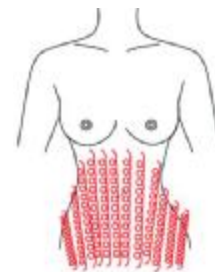
Abdomen

Treated time: 5 to 10 minutes

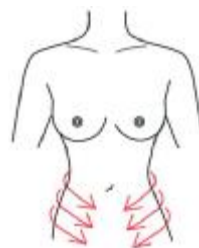
1. From small to large, by clockwise direction, circling around the navel, can help peristalsis of the large intestine.



2. From small to large, by anticlockwise direction, circling push down.



3. From the belly and muscle texture, pull to the groin.



4. Through lymph drainage gesture, taking the toxin to place of groin.



the

ADVERTION

1. Pregnant women or women during in menses.
2. Epileptic

3. Patients with malignancy.
4. Patient whose wound after operation has not healed up.
5. Acute inflammation or epidemical patients.
6. Whom with heart diseases or with heart pacemaker..
7. Whom with kidney (gall-stone) disease.
8. Who was embedded metal object or silica gel.
9. Who in menses, birth control period, emiction incontinence period, or accepting the belly operation.
10. Whose body always take much inner hot.
11. Who has the genetic hypersensitivity.

NOTICE

1. Be sure to use the special ultrasonic gel.
2. Avoid knocking the us head.
3. For avoiding burning the head, during operation, please prepare enough ultrasoinc gel.
4. Don't stay in one place, avoid treating on the bone.
5. Don't use disinfectant product to disinfect the us head. We suggest the wet cotton or dry towel enough.
6. Check the machine power cord if it is connected well.
7. If the machine will not use for a loing time, please switch off it, and power off.
8. Please take off all metal decoration from the operator and patient's body.
9. If continuous using 1 hour, please pause the machine about 10 minutes, then using again.
10. During the operation, be sure not to accept other treatment.