


## Manual for Skin Rejuvenation Hydro Dermabrasion

According to the text and picture information above the output interface on both sides of the instrument, insert the fittings into the corresponding interface. Then place the fittings neatly on the fittings rack.



### Instrument Back and Side Device Description



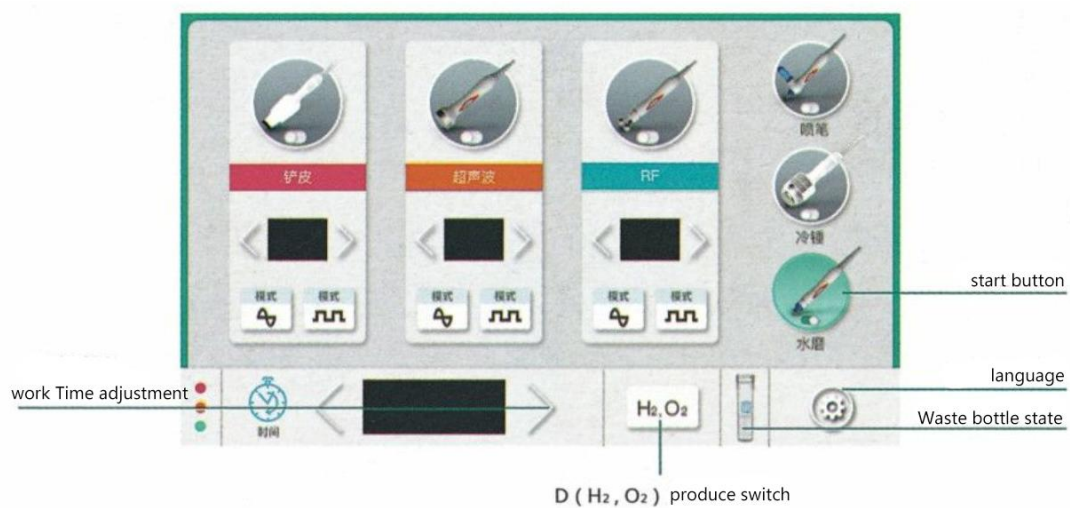
During use, the instrument emits buzzing sound and flickers when observing the icon of the waste liquid bottle on the interface. If there is flickering, please empty the waste liquid in the waste liquid bottle and reinstall the waste liquid bottle.

### Operating methods and procedures

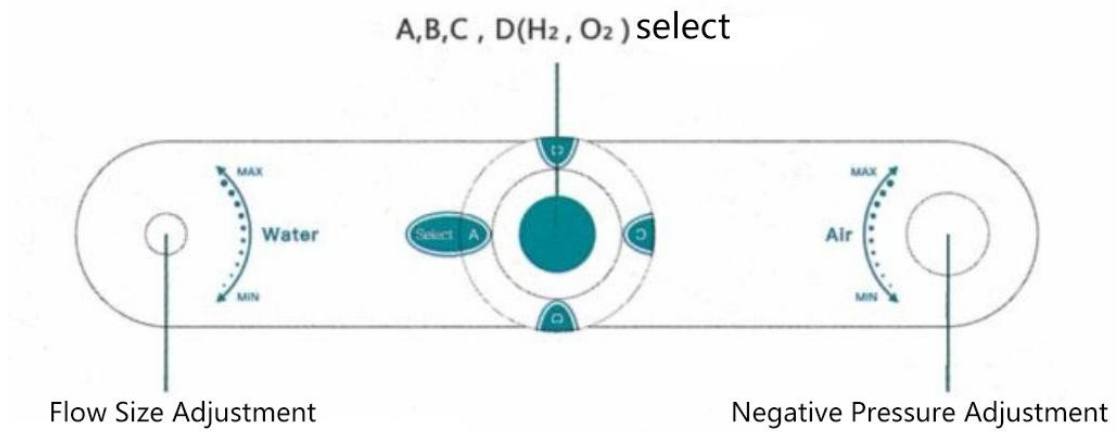
1. Hydrodermabrasion: facial cleansing, peeling, pore cleansing



Select a suitable water mill according to the skin and rotate the knob in front of the screen to the bottles A, B or D that need to be used.




Adjust negative pressure suction and water flow to clean the whole face.



## 2.oxygen spray gun : skin rejuvenaiton




Pour the diluted essence into the container on the spray pen.



3 cold hammer : cold down skin after treatmen



Operate the front contact area of the handle

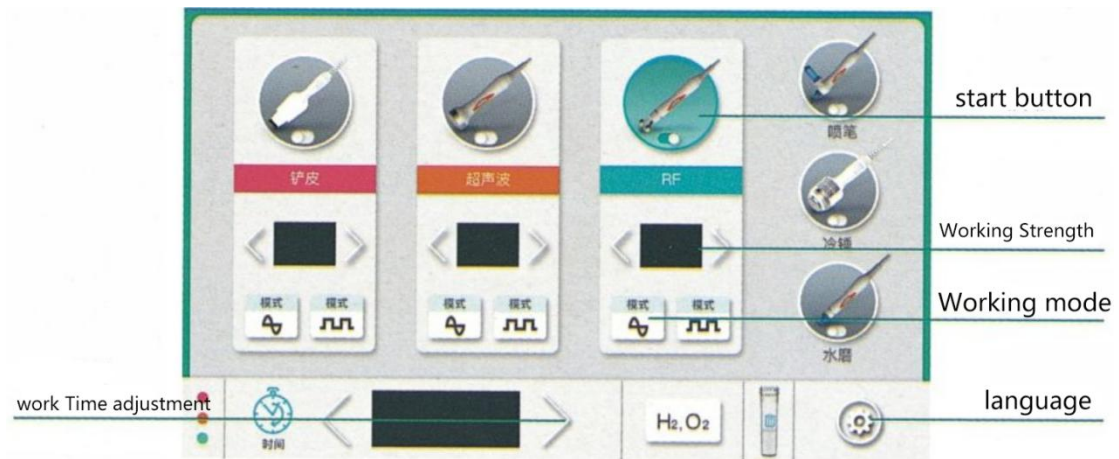


#### 4. Multipolar RF: compact shaping, face lifting



Apply proper amount of nutritious gel on the skin. Close the RF head to the action site. Operation time is 10-15 minutes.

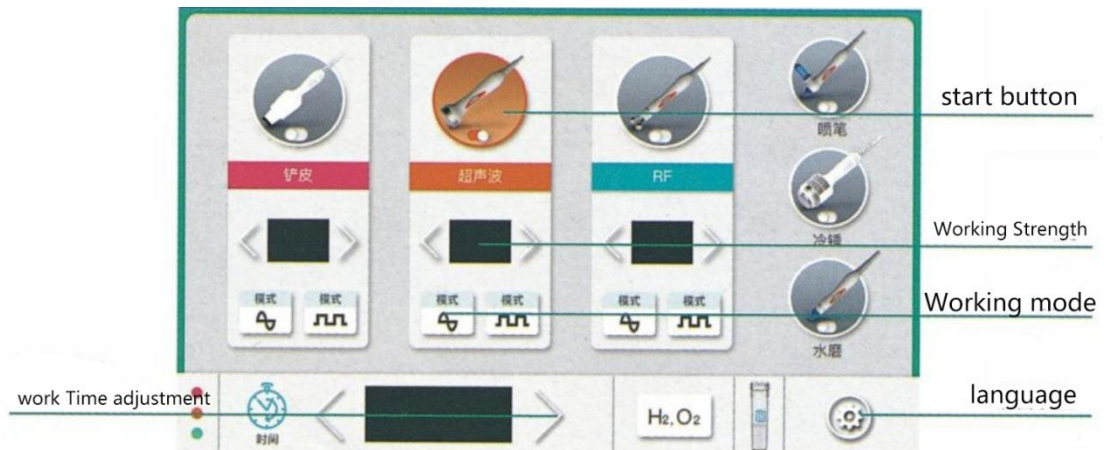




## 5. Ultrasonic head:promote microcirculation,skin rejuvenating



Apply proper amount of essence to your skin. Tighten the acoustic head to the action area. Operation time is 5-8 minutes.

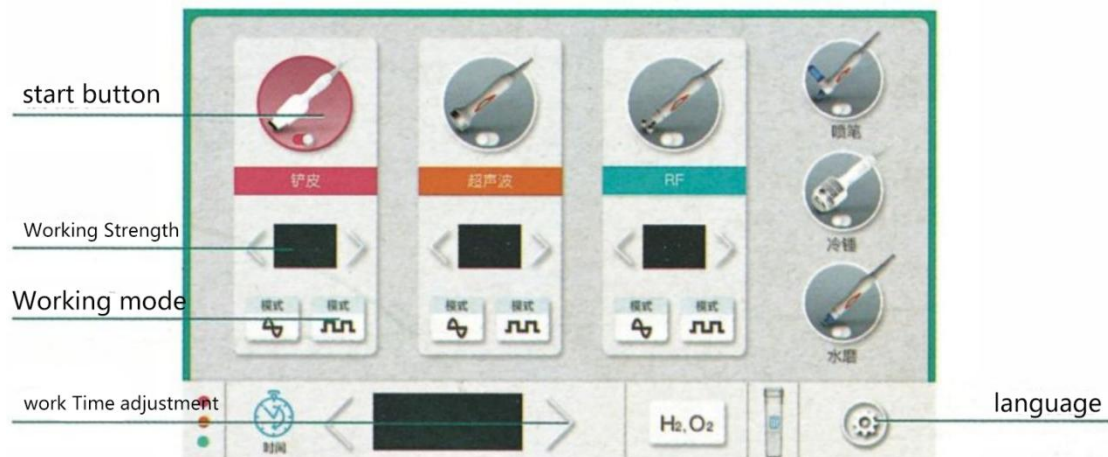


6. Skin Scrubber: let jaw line tightened, Bio raise the overall tightening of facial skin



After cleaning the skin, The probe is inclined to the skin at 45 degrees and moves from bottom to top with moderate speed. Operation time is 10-15 minutes.





## Advantage

- 1: Hydro-dermabrasion, applicable to regular or sensitive skin, Or skin with whelk, comedo, acne, etc.
- 2: Cleaning&washing: deep cleaning, clear skin statum rheum, minimally invasive scar, and clearing blackhead, remove deep skin dirt
- 3: Effective and direct moistening: supply sufficient water molecules to skin while cleaning
- 4: Used the skin care products to achieve a large variety of treatment aims like wrinkle/pigmentation removal, skin lightening and whitening