

**Story Time - Read the story to the children**  
**Lesson 225: THE WIDOW'S MITE**  
**LUKE 21:1-4**

Begin today's lesson with showing the children the Optical Illusions provided in the back of this lesson. Once they have seen them all, tell the children "Things aren't always the way they seem!"

Then read the story to the children.

Jesus looked up and saw some rich people putting their gifts to God into the Temple collection box. Then he saw a poor widow put two small copper coins called mites into the box. He said, "I tell you the truth - This poor widow gave only two small coins. But she gave more than all those rich people. They have plenty, and they gave only what they did not need. This woman is very poor, but she gave all she had to live on."

Explain that the rich men in the Temple gave a lot of money and usually let everyone see how much they were giving! But they only gave God their "extra" money - they didn't need it. They just wanted to look good to show people how much they were able to give God.

The widow only gave two little copper coins, not even enough money to buy some bread, but Jesus said that she gave more than all the other rich people gave! Why? Because she gave all that she had, which showed that she trusted God to provide for her, and that everything comes from Him in the first place! Things aren't always what they seem, and God can see our hearts when we give to Him! Other people may see us do something, but only God knows our hearts - things aren't always what they seem!

## 225. THE WIDOW'S MITE

LUKE 21:1-4



"Jesus said, 'Truly I say to you that this poor widow has put in more than all.' "

LUKE 21:1-4

## 225. THE WIDOW'S MITE

### LUKE 21:1-4

#### **MEMORY VERSE:**

*"So let each one give as he has decided in his heart to give, not because he feels like he has to; for God loves a cheerful giver."* **2 CORINTHIANS 9:7**

#### **Review Questions**

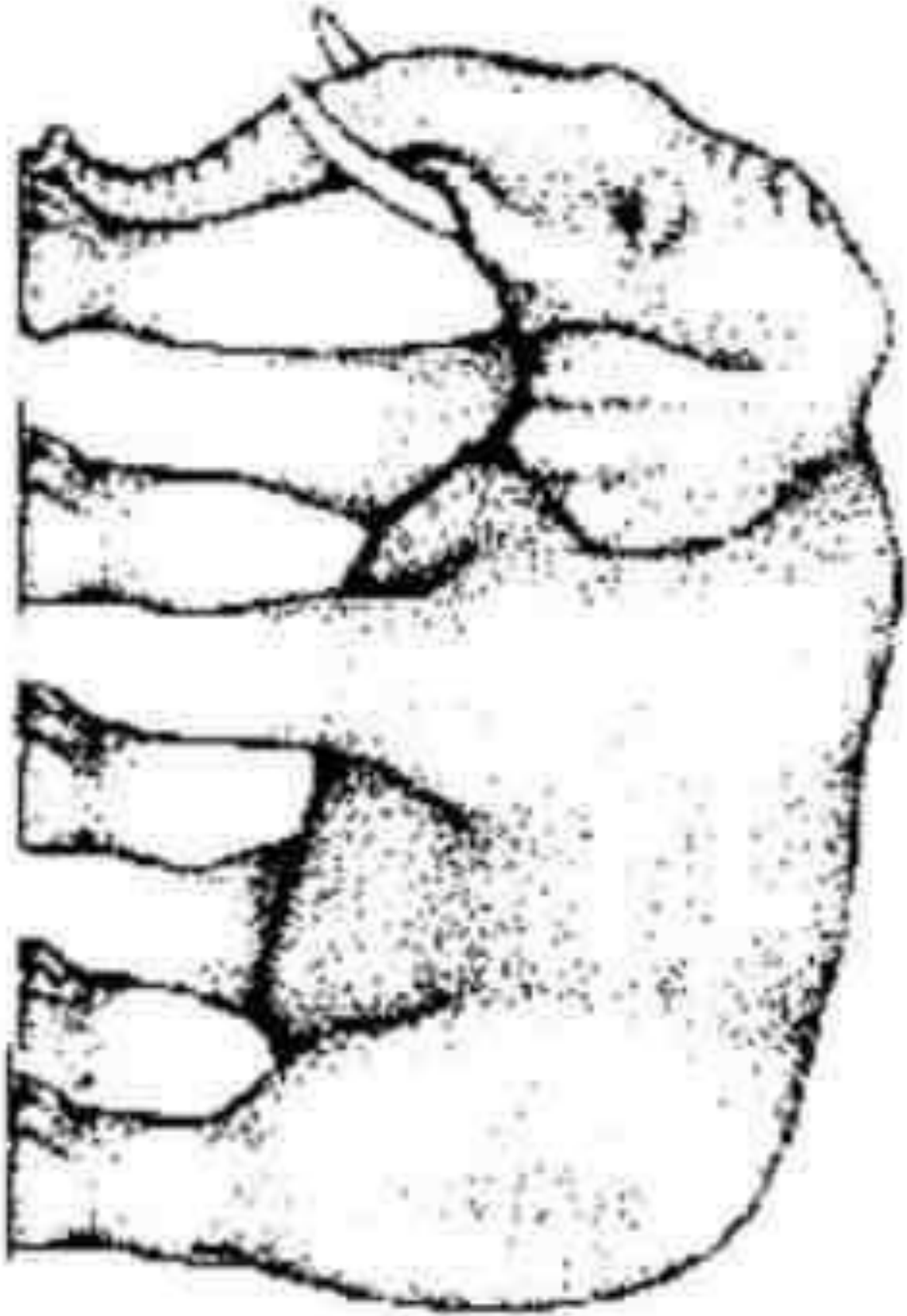
##### **True or False**

1. Jesus looked up and saw a lot of poor people putting their money in the Temple collection box.
2. Jesus saw a certain poor widow who put two mice in the box.
3. The poor widow put to copper coins into the box called mites.
4. So He said, "I tell you the truth, this poor woman only put in two small coins. But she has put in less than everyone."
5. The rich people had plenty, but they only gave what they did not need.

##### **Questions**

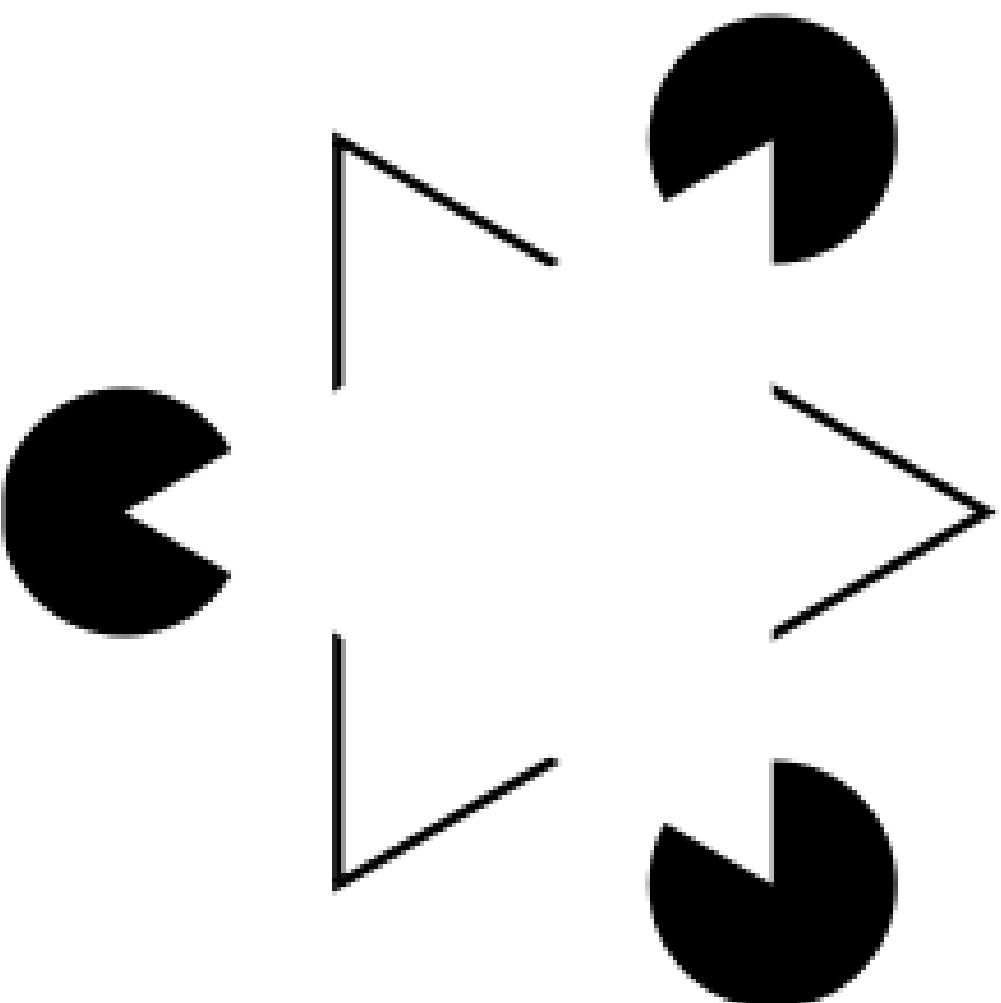
1. How many coins did the poor widow put into the collection box?
2. What did Jesus say about her?
3. Why did Jesus say she put in more than anyone else?
4. What were the two copper coins called?
5. Are things always the way that they seem on the outside?
6. Does God know our hearts?

## OPTICAL ILLUSION 1



**Look at the elephant's legs – how many legs do you see?**  
**OPTICAL ILLUSION 2**

**How many triangles are present in the image below?**



**Answer:** There are no triangles. In reality there are only 3 V shapes and 3 shapes that look like Pac-Men.




Do you see an old woman? Or do you see a young woman?  
OPTICAL ILLUSION 4

06. 4. 2019. 12:30pm




Do you see a seal? Or do you see a polar bear?

## OPTICAL ILLUSION 5



**Are the lines wavy? Or are the lines straight? (they're straight!)**  
**OPTICAL ILLUSION 6**



# **Do you see a wine goblet? Or do you see two faces?**

## **Lesson 225 Craft**

### **My Widow's Mite**

Have your class cut out 4" round pieces of construction paper. On one side have your students draw the likeness of a coin. Encourage them to be creative. They can write things like "In God We Trust," "ONE MITE," and "Legal Tender," etc. Maybe the older students can even draw the likeness of the widow. You can also use the templates provided in this lesson for younger children to color & glue onto construction paper circles of the same size.

On the other side you can have them write down a list of the things they can give to the Lord, like their money, their time, their obedience, their service, etc. If you want they can draw pictures that represent these things or even cut out pictures from magazines and glue them to the back, or you can use some of the templates provided in this lesson.

When they are done with their projects, take an offering and have them give their "mites" to the Lord. You can return their projects to them at the end of class.

### **PRAYER**

Lead the children in a prayer of commitment to give Him our all. If there are any children who have not yet responded to the gospel, give them an opportunity to do so.

LESSON 225 WIDOW'S MITES

