

Story Time - Read the story to the children
Lesson 165: GABRIEL VISITS MARY
LUKE 1:26-28

One month later God sent the angel Gabriel to the town of Nazareth in Galilee with a message for a virgin named Mary. She was engaged to Joseph from the family of King David. The angel greeted Mary and said, "You are truly blessed! The Lord is with you."

Mary was confused by the angel's words and wondered what they meant. Then the angel told Mary, "Don't be afraid! God is pleased with you, and you will have a son. His name will be Jesus. He will be great and will be called the Son of God Most High. The Lord God will make him king, as his ancestor David was. He will rule the people of Israel forever, and his kingdom will never end."

Mary asked the angel, "How can this happen? I am not married!"

The angel answered, "The Holy Spirit will come down to you, and God's power will come over you. So your child will be called the holy Son of God. Your relative Elizabeth is also going to have a son, even though she is old. No one thought she could ever have a baby, but in three months she will have a son. Nothing is impossible for God!"

Mary said, "I am the Lord's servant! Let it happen as you have said." And the angel left her.

165. GABRIEL VISITS MARY

(LUKE 1:26-38)



"Gabriel is sent by God to give Mary a special message. She shall bring forth a son, and shall call His name JESUS." Luke 1:26-38

165. GABRIEL VISITS MARY

LUKE 1:26-38

MEMORY VERSE:

"For with God nothing will be impossible." Luke 1:37

Review Questions

True or False

1. Mary was engaged to a man named Joseph. Luke 1:26-27
2. Mary was married to a man named Joseph. Luke 1:26-27
3. The angel told Mary not to be afraid. Luke 1:30
4. The angel told Mary to name her baby Joseph. Luke 1:31

Questions

1. Is anything impossible for God? Luke 1:37
2. Who else was having a son? Luke 1:36
3. How did God feel about Mary? Luke 1:28
4. How was Mary's baby going to be special? Luke 1:32
5. Did Mary understand everything that the angel had said?
6. What was the name of the angel that spoke to Mary?

PRAYER Have each child write or draw a picture of something they want to entrust to the Lord, believing that God is worthy of our trust. Fold and staple the paper and attach it to the other work being sent home with each child.

LESSON 165

Activity Idea

Activity Idea

Supply List;

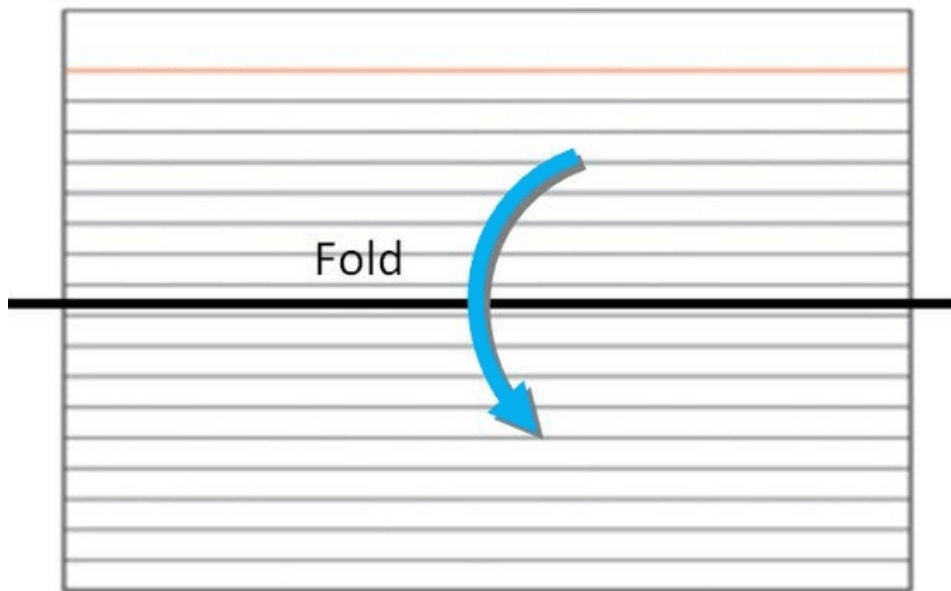
Index card or other sturdy paper

Scissors

Show the children the card, and ask them if they think you could cut a hole in it large enough that one of them could step through it. After they decide that it would be impossible, begin to cut the paper. (See illustration. Cut on narrow lines. You might want to practice on an extra sheet of paper before class.) Fold paper in half longways, and cut slits across paper. Unfold the paper and cut down the center, avoiding both ends. Open the paper, pulling it into a very large circle. Have the kids walk through the hole in the paper. "Sometimes things seem impossible for us, just like that seemed impossible to you. For God though, nothing is impossible. He can do anything. For Zacharias and Elizabeth, he gave them a child when that seemed impossible."

How to Fit Your Body Through an Index Card

Step-by-Step Photos



From Step 1

Fold the index card in half. Fold it the long way, or "hot-dog style."

How to Fit Your Body Through an Index Card

Step-by-Step Photos

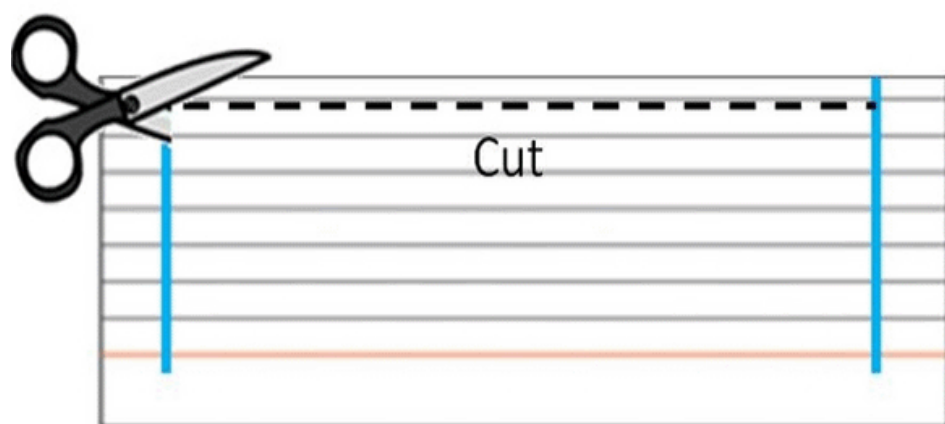


From Step 2

Cut a slit on each side near the left and right edges. The slits should be vertical and go down from the fold, NOT from the unfolded edges. Do not cut the ends; leave a bit of space.

How to Fit Your Body Through an Index Card

Step-by-Step Photos

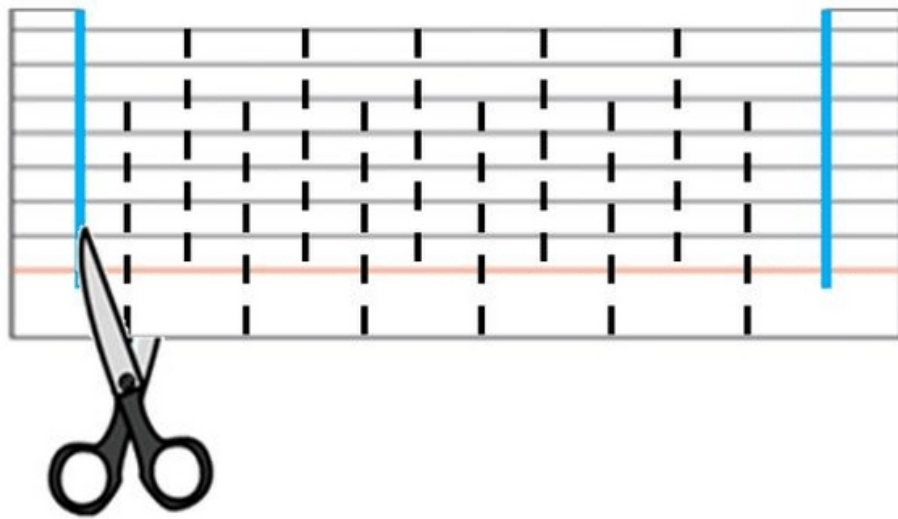


From Step 3

Snip off the folded edge. Be careful to not cut the ends, and stop when you reach the slits.

How to Fit Your Body Through an Index Card

Step-by-Step Photos



From Step 4

Make more cuts with the scissors. Alternate each cut, one coming from the unfolded edge and then one coming from the folded edge. They should all be parallel to one another.

Now, gently open into a large circle that is large enough for the children to step through!