


Story Time - Read the story to the children
Lesson 142: CHOOSING THE RIGHT PATH
PSALM 1

Blessed are those who don't listen to evil (or bad) advice, who don't live like sinners, and who don't join those who make fun of God. Instead, they love the LORD'S teachings and think about them day and night. So they grow strong, like a tree planted by a stream-- a tree that produces fruit when it should and has leaves that never fall. Everything they do is successful. But the wicked people are not like that. They are like chaff that the wind blows away. (Chaff is the outside part of the wheat grains that aren't used and are thrown away after they get the good wheat grain out of it). When the time for judgment comes, the wicked people will be found guilty. Sinners have no place among those people who do what is right. The LORD shows His people how to live, but the wicked people have lost their way.

142. CHOOSING THE RIGHT PATH (PSALM 1)



"For the Lord knows the way of the righteous, but the way of the ungodly shall perish."

PSALM 1:6

142. CHOOSING THE RIGHT PATH

PSALM 1

MEMORY VERSE:

"For the LORD knows the way of the righteous, but the way of the ungodly shall perish."

PSALM 1:6

TRUE OR FALSE

1. Blessed are those who don't accept bad advice.
TRUE or FALSE
2. Blessed are those live like sinners. TRUE or FALSE
3. Blessed are those who don't join those who make fun of God. TRUE or FALSE
4. A good man is one who loves the LORD's teachings, and thinks about them day and night. TRUE or FALSE
5. A man like this good man will be like a tree planted by rivers of fire. TRUE or FALSE

ANSWER THE QUESTIONS

1. What three things does the Bible tell us to do if we want to be blessed? Is it those who don't listen to evil advice? And those who don't live like sinners? And those who don't join those who make fun of God?
2. What two things does the Bible tell us that one who is blessed does? Does he or she love the LORD's teachings? And does he or she think about them day and night?
3. What does the Bible tell us a blessed person is like? Are they like a tree planted by rivers of water?
4. How about the ungodly people? What are they like? Is it chaff? Do you remember what chaff is?
5. Will the wicked people be found guilty? Have sinners lost their way?
6. Does the LORD show His people how to live right?

Lesson 142 Craft

One Way Sign

In our lesson, today, we learned of two paths one might take; only one path will lead to blessing and prosperity; so there is really only one way for a wise and careful person to choose--God's way. For our craft, today, we will make a "One Way" road sign to help us to remember to choose God's path.

Materials:

You will need black and white construction paper, scissors, glue sticks, and tongue depressors or popsicle sticks.


Use a black sheet of construction paper as the background. You can cut one in half, long-ways, and then fold each of the two halves into half long-ways, and then cut along the fold. This way each sheet of construction paper makes 4 long rectangle shapes about 2" wide.

The children will need to cut out letters from the template below printed on white paper to spell out ONE WAY, and an arrow. Help younger children with cutting out their patterns. Once the letters are cut out, have the children cut out the arrow.

Cut about ¼" wide long strips long-ways out of white paper to make a thin border to go around their sign also if desired, and cut short 2" long ¼" wide strips for the end border pieces.

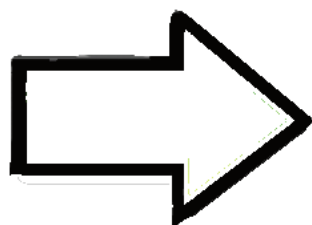
Glue the borders onto the black rectangle. Next glue on the ONE WAY letters and the arrow pointing up in between the word "ONE" and the word "WAY" (see below).

Glue the tongue depressor onto the bottom middle of the sign so it can be held up!



PRAYER Lead the children in a prayer of commitment to give their lives to God fully, deciding to walk down the path that leads to life and blessing. If there are any children who have not yet responded to the Gospel, give them opportunity.

ONE WAY



(Activity to guess "who am I" - Optional):

After reading the story, think of three characters from the Bible who lived their lives for the Lord and were blessed (example: Daniel). Think of one other who chose the wrong path and their life ended in destruction (example: Judas). Think of some questions to ask the children that will help to describe the individual. Start with harder questions, and move to easier ones if they cannot guess. For example, for Daniel you might say, "I pray three times per day," "I eat only vegetables," etc. Save the "I was in the lion's den" clue for the last one. Split the class into two teams. Start by giving one clue to team A and if they cannot guess, give the next clue to team B and see if they can guess. Continue giving clues until the person is guessed. Keep score as to which team get the most points.

Example good characters:

Daniel

King David

Moses

Example bad Characters:

Judas

King Herod (who had all the babies put to death)

Pharaoh (the one that would not let Moses' people go)