

Story Time - Read the story to the children
Lesson 132: HAMAN'S EVIL IS REPAID
ESTHER 7:1-10

So the king and Haman went to eat with Queen Esther at the party she had prepared for them. Then as they were drinking wine on the second day of the party, the king again asked Esther a question, "Queen Esther, what is it you want to ask for? Ask anything and it will be given to you. What do you want? I will give you anything, even half my kingdom." Then Queen Esther answered, "King, if you like me and it pleases you, please let me live. And I ask you to let my people live too. This is what I ask for. I ask this because my people and I have been sold to be destroyed--to be killed and wiped out completely. If we had just been sold as slaves, I would have kept quiet, because that would not be enough of a problem to bother the king." Then King Xerxes asked Queen Esther, "Who did this to you? Where is the man who dared to do such a thing to your people?" Esther said, "The man against us, our enemy, is this wicked Haman." Then Haman was filled with terror before the king and queen. The king was very angry. He got up, left his wine, and went out into the garden. But Haman stayed inside to beg Queen Esther to save his life. He begged for his life because he knew that the king had already decided to kill him. Just as the king was coming back in from the garden to the party room, he saw Haman falling on the couch where Esther was lying. The king said with anger in his voice, "Will you attack the queen even while I am in the house?" As soon as the king had said this, servants came in and killed Haman. One of the servants who served the king was named Harbona. Harbona said, "A hanging post 75 feet tall has been built near Haman's house. Haman had it made so that he could hang Mordecai on it. Mordecai is the man who helped you when he told about the evil plans to kill you." The king said, "Hang Haman on that post!" So they hanged Haman on the hanging post he had built for Mordecai. Then the king stopped being angry.

132. HAMAN'S EVIL IS REPAID

(ESTHER 7:1-10)



"Just as the king was coming back in from the garden to the party room, he saw Haman falling on the couch where Esther was lying. The king said with anger in his voice, "Will you attack the queen even while I am in the house?" As soon as the king had said this, servants came in and killed Haman."

ESTHER 7:8

132. HAMAN'S EVIL IS REPAID

ESTHER 7:1-10

MEMORY VERSE:

"Do not be overcome by evil, but overcome evil with good." ROMANS 12:21

TRUE OR FALSE

1. The king and Haman went to eat at Queen Esther's party. TRUE or FALSE
2. The king asked Queen Esther, "What do you want? I will give you anything, even half of my kingdom!" TRUE or FALSE
3. Esther asked the king for a lot of money. TRUE or FALSE
4. Esther told the king that all she wanted was to live, and for her people to live also. TRUE or FALSE
5. Esther told King Xerxes that her people had been sold to be destroyed, to be killed and wiped out completely. TRUE or FALSE

ANSWER THE QUESTIONS

1. What did the king ask Esther when she told him that someone wanted to destroy her and her people? Did he ask her who wanted to do this?
2. Who did Esther say was the man who wanted to destroy her and her people?
3. When the king became angry and left Esther's party, what did Mordecai do?
4. What happened when the king came back in from the garden? What did he see Mordecai do?
5. Was the king angry when Mordecai fell on the couch where Queen Esther was sitting? Did he think that Mordecai was trying to attack Esther?
6. What did the king do to Mordecai?



Lesson 132 Craft
F.R.O.G.
Fully Rely On God!


Materials:

- glue,
- scissors,
- something to color with
- a piece of paper.

Instructions:

- Print out the template of choice, one for each child.
- Color (where appropriate).
- Cut out the template pieces (adult assistance required... can be pre-done).
 - If you precut, you can put scotch tape on the back of the pieces and tape them to a piece of clean white paper while the children color the pieces.
- Glue on the head, mouth, eyes, arms, and legs. Look at the picture if you get stuck.





OPTIONAL CRAFT LESSON 132

Cornucopia of the Spirit

Using the templates enclosed with the curriculum make cornucopias filled with the fruit of the Spirit. In today's lesson, we learned that Haman's pride and hatred ended up destroying him. We need to be filled with the Holy Spirit so we do not do the works of the flesh. This craft will help us to remember the fruit of the Spirit. You will need the templates provided with the curriculum, construction paper (various colors), glue stick, and markers. Pass out a "cornucopia" template to each child, use construction paper or paper scraps to make nine different kinds of fruit. List a fruit of the Spirit on each fruit that is cut out. Refer to Galatians 5:22-23. Glue the cornucopia onto a sheet of construction paper and then glue the fruit onto the cornucopia. Write "The Fruit of the Spirit" on the outside of the cornucopia or on the construction paper background.

Fruits of the Spirit:

Love
Joy
Peace
Patience
Kindness
Goodness
Faithfulness
Gentleness
Self Control

PRAYER

Lead the children in a prayer of thanksgiving that God turns our trials into triumphs. Ask the children to share any specific trials that they may be experiencing and pray for those situations. If there are any children who have not yet responded to the Gospel, give them opportunity.

