

Story Time - Read the story to the children
Lesson 109: THE FLOATING AX HEAD
2 KINGS 6:1-7

There was a group of prophets nearby who came to Elisha and said, "The place where we are staying with you is too small for us. Let's go to the Jordan River and cut some wood. Each of us will get a log and we will build us a place to live there." Elisha answered, "Go and do it." One of them said, "Please go with us." Elisha said, "Yes, I will go with you." So Elisha went with the group of prophets. When they arrived at the Jordan River, they began to cut down some trees. But when one man was cutting down a tree, the iron ax head fell into the water; and he shouted, "Oh, no master! That ax was borrowed!" The man of God said, "Where did it fall?" The man showed Elisha the place where the ax head fell. Then Elisha cut a stick and threw the stick into the water. The stick made the iron ax head float. Elisha said, "So go and pick up the ax head." Then the man reached out and took the ax head out of the water.

109. THE FLOATING AX HEAD
(2 KINGS 6:1-7)



"Oh Master - That ax was borrowed!"
2 Kings 6:5

109. THE FLOATING AX HEAD

2 KINGS 6:1-7

MEMORY VERSE:

But when one man was cutting down a tree, the iron ax head fell into the water, and he shouted, "Oh, no master! That ax was borrowed!" **2 KINGS 6:5**

TRUE OR FALSE

1. A group of prophets said to Elijah, "The place where we are living with you is too small for us." TRUE or FALSE
2. They said, "Let us go down to the Jordan River and buy a new house." TRUE or FALSE
3. Elisha said, 'No – we aren't going to build you a bigger house.' TRUE or FALSE
4. One of them said, "Please go with us there", and he said, "I will go with you." TRUE or FALSE
5. They went down to the Jordan and they began to cut down trees. TRUE or FALSE

ANSWER THE QUESTIONS

1. What happened when one of them was cutting down a tree?
2. Why do you think he was upset? Was it because the ax wasn't his – it was borrowed from somebody else?
3. What did Elisha ask him to do? Was it to show him where it fell in the river?
4. What did Elisha do?
5. Do you think it was a miracle when the iron ax head floated to the top of the water?

Lesson 109 – Make your own ax!

Materials needed:

Paper plates (two regular white plates for each ax)

Cardboard strips (about 2" x 10" or shorter) you can use flaps off of cardboard boxes, cut into strips.

Crayons or markers

Masking tape


Brown yarn or string

Glue (if needed)

Stapler

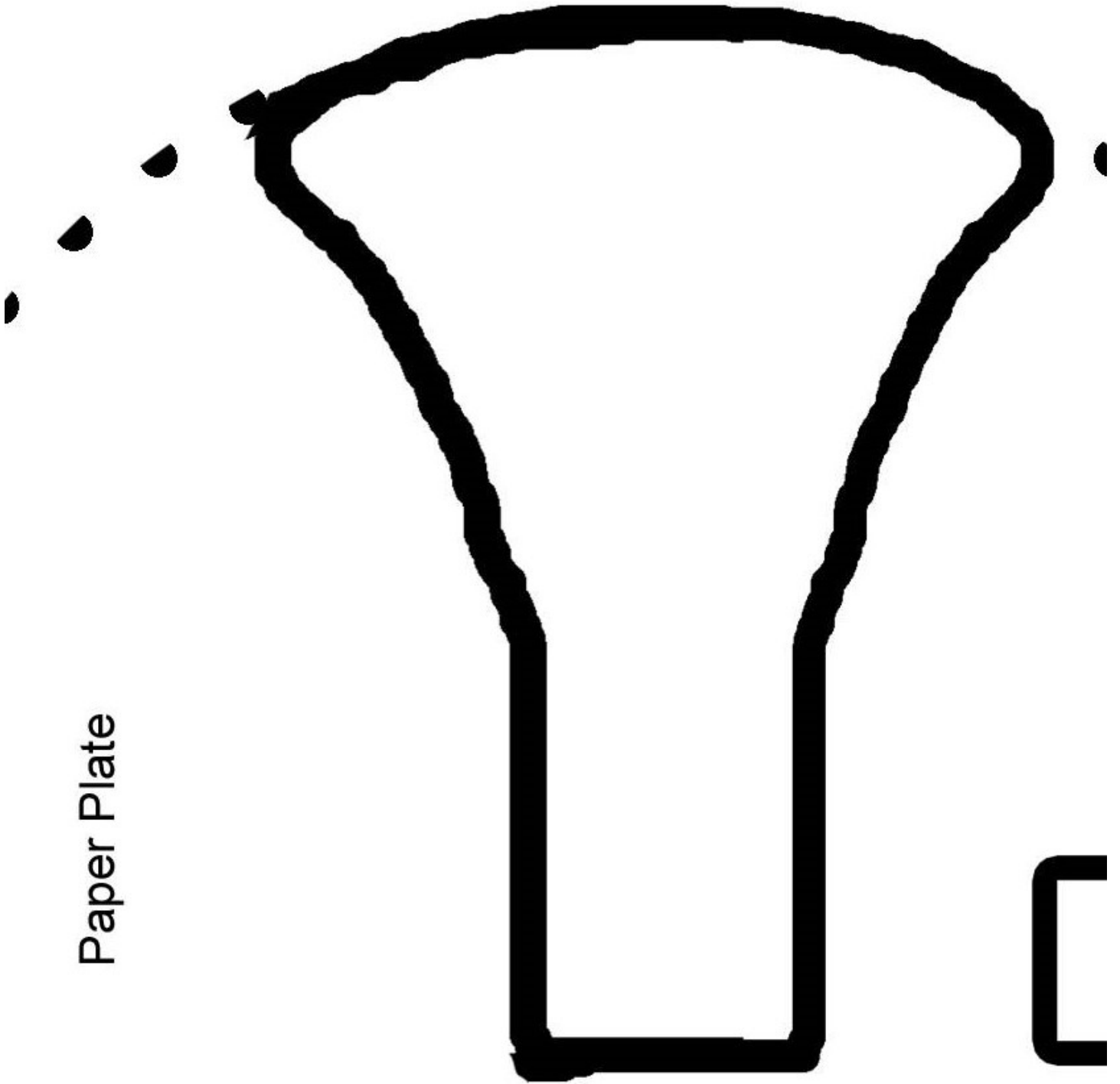
Cut two ax heads from paper plates – make the curved edge of the ax ‘blade’ the edge of the paper plate.

Have the children color their ax heads, then you can staple the two heads together (colored sides facing outwards), then staple to the cardboard strips. Tie string around the ‘head’ part where it connects to the cardboard strip ‘handle’ for decoration – use a little glue if the string wont’ stay in place by tying it down.




Ax Head Template

Paper Plate



Handle Template



OPTIONAL ACTIVITY FOR LESSON 109:

Thankful Balloons

You will need balloons, small strips of paper, ribbon or string, markers, and a pin. Write out the following verses about thankfulness on small sheets of paper. Do enough for each child in your class.

2 Corinthians 9:15

1 Thessalonians 5:18

1 Corinthians 15:57

Ephesians 5:20

Philippians 4:6

|

Psalm 107:1

Insert the small strip of paper into the balloons. Blow up the balloons and tie with a ribbon. Place the balloons around the room. Have the children sit in a semi-circle. Call on one child to select a balloon. Ask the student to think of something to thank God for.

After the response, have the child break the balloon with the pin and read the enclosed verse. Continue until all the balloons have Variations: You can either insert the papers into the balloons and blow them up before class, or allow the children to do it in class. For younger children you may want to use only one balloon, the popping might frighten some children. You can place all of the strips of paper into the one balloon, pop the balloon and allow the children to get a scripture. Help them to read the verses on thankfulness.

PRAYER

Lead the children in a prayer of thanksgiving to the Lord that He cares about all of the things that concern us--even if others do not think that they are as important as we do. If there are any children who have not yet responded to the Gospel, give them opportunity.