


Story Time - Read the story to the children
Lesson 7: NOAH BUILDS THE ARK
GENESIS 5:28-6:22

Adam had a lot of descendants. One descendant was named Lamech. When Lamech was 182 years old, he had a son. Lamech named his son Noah (which means 'rest'). Lamech said, "We work very hard as farmers because God cursed the ground. But Noah will bring us rest." After Noah was born, Lamech lived 595 years and had other sons and daughters. So Lamech lived a total of 777 years; then he died. After Noah was 500 years old, he had sons named Shem, Ham, and Japheth. The number of people on earth continued to increase. When these people had daughters, the sons of God saw how beautiful they were. So they chose the women they wanted. They married them, and the women had their children. Then the LORD said, "People are only human. I will not let my Spirit be troubled by them forever. I will let them live only 120 years." During this time and also later, the Nephilim people lived in the land. They have been famous as powerful soldiers since ancient times. The LORD saw that the people on the earth were very evil. He saw that they thought only about evil things all the time. The LORD was sorry that he had made people on the earth. It made him very sad in his heart. So the LORD said, "I will destroy all the people I created on the earth. I will destroy every person and every animal and everything that crawls on the earth. And I will destroy all the birds in the air, because I am sorry that I have made them." But Noah found grace in the eyes of the LORD, which means he pleased the LORD. This is the history of Noah's family. He was a good man all his life, and he always followed God. Noah had three sons: Shem, Ham, and Japheth. When God looked at the earth, he saw that people had ruined it. Violence was everywhere, and it had ruined their life on earth. So God said to Noah, "Everyone has filled the earth with anger and violence. So I will destroy all living things. I will remove them from the earth. Use cypress wood and build a boat for yourself. Make rooms in the boat and cover it with tar inside and out. "This is the size I want you to make the boat: 300 cubits long, 50 cubits wide, and 30 cubits high. Make a window for the boat about 1 cubit below the roof. Put a door in the side of the boat. Make three floors in the boat: a top deck, a middle deck, and a lower deck. "Understand what I am telling you. I will bring a great flood of water on the earth. I will destroy all living things that live under heaven. Everything on the earth will die. I will make a special agreement with you. You, your wife, your sons, and their wives will all go into the boat. Also, you will take two of every living thing on the earth with you into the boat. Take a male and female of every kind of animal so that they might survive with you. Two of every kind of bird, animal, and creeping thing will come to you so that you might keep them alive. Also bring every kind of food into the boat, for you and for the animals." Noah did everything God commanded him.

7. NOAH BUILDS THE ARK (GENESIS 5:28-6:22)



"By faith Noah, being divinely warned of things not yet seen, moved with godly fear,
prepared an ark for the saving of his household."

HEBREWS 11:7

7. NOAH BUILDS THE ARK

GENESIS 5:28-6:22

MEMORY VERSE:

"By faith Noah....prepared an ark for the saving of his household." HEBREWS 11:7

Review Questions

True or False

1. Lamech lived one hundred and eighty-two years, then had a son. He called his name Moses.
2. And Noah was eight hundred years old, and Noah had three sons named Shem, Ham, and Japheth.
3. Then the LORD saw that the people of the earth were very evil. They thought only about evil things all the time.
4. And the LORD was happy that He had made man on the earth, and He was glad in His heart.
5. So the LORD said, 'I will destroy every man and everything that crawls upon the earth.'
6. But Noah found grace in the eyes of the LORD.

Questions

1. How old was Noah when he had his three sons Shem, Ham, and Japheth?
2. How did the people of the earth all act? What did they think about all the time?
3. Was God happy that He had made man?
4. Did God like Noah? Did Noah make God happy?
5. What did God want to do to all the people and all the creatures of the earth?
6. What did the LORD tell Noah to do?
7. Why did God want Noah to build an ark, or a boat?
8. How many stories was the ark supposed to be?
9. What was Noah supposed to put in the ark?
10. Did Noah do what the LORD told him to do?

Lesson 7 Activity and Discussion

Would I Obey?

Ask for three volunteers to do a very hard task. Tell them that you will have them leave the room; and when they return, you will give them instructions. When the volunteers have stepped outside the room, instruct the rest of the class to jeer and mock and generally discourage your volunteers from the task you will give them. For example, they can say things like, “Why are you doing that?” “That’s a silly thing to do,” or “You’re wasting your time.” “I would never do that! I’d look too silly!”

When all of the volunteers re-enter the room, give them each a task--like touching their noses, waving to the class, patting their heads, or rubbing their tummies; no matter what it is, they must complete the task until you excuse them. (You can let the children stop if they get too upset – don’t let it go that far – explain to the rest of the class not to be TOO mean – that is not the point!)

After they have finished, have a class discussion about how it feels to do something while others are making fun of you. Ask the class to share any experiences they may have had where other children have made fun of them. Discuss how Noah probably felt while building the ark with such opposition from the people. [God wants us to be faithful.](#)

A Paper Ark

Have your students make paper boats from the instruction provided on the next page

PRAYER

Lead the children in a prayer of thanksgiving for God’s provision. If there are any children who have not yet responded to the Gospel, give them an opportunity.


Have you ever wanted to make your own boat out of paper that can actually float downstream? Now you can! This page shows you how to make a paper boat in just 4 simple steps.

Step 1: Fold paper.



Step 1: Step one fold paper in half, hamburger style.

Step 2: Fold in folded edge corner.




Step 2: Then take the folded corner and bring it in an inch away from the other folded edge, then do the same to the other corner.

Step 3: Fold in other corner.



Step 3: Fold the excess edges over the folded corners and to the other side.

Step 4: Bring up edges of boat.



Step 4: Fold out the edges of the paper so that the cone in the center sticks up, add volume to your boat by sticking your fingers into this cone. And folding up the edges around it.