




Access to Art Zine

May 2021




Flora and Fauna


this booklet belongs to:



Help the frog find his lily pad!



start



end





hi!

COLOR
ME
AND my
friends!

1.



2.



How
to draw
a frog! <3

3.



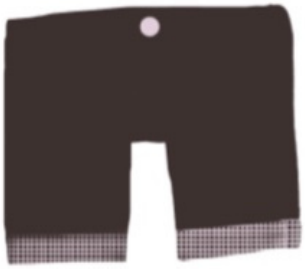

4.



mushroom
coloring book 



drawing clothes for a garden gnome!





COLOR ME!

LEAF PRINTING

① obtain a leaf outside



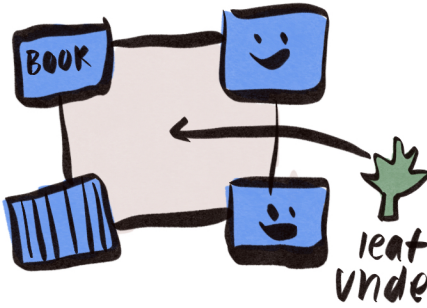
② PLACE THE LEAF ON A FLAT SURFACE



③ If the leaf is too crumply, put a heavy book over it to flatten it.



⑤ PUT HEAVY BOOKS ON THE EDGES TO HOLD THE LEAF AND PAPER IN PLACE



④ PLACE A PIECE OF PAPER OVER THE LEAF



⑥ GRAB A COLORED PENCIL OF ANY COLOR!



⑦ Lightly color over the paper with the colored pencil:



final product!

YOU WILL NEED:

1 LEAF

1 PAPER

1 COLORED PENCIL

MULTIPLE BOOKS

LEAF PRINTS



grab a leaf from outdoors!

get a piece of paper



color over the leaf



place the leaf under the paper



enjoy your leaf print!



MIGRATING MONARCHS!

color the butterflies in orange!

(1/2)



Fun Fact!!

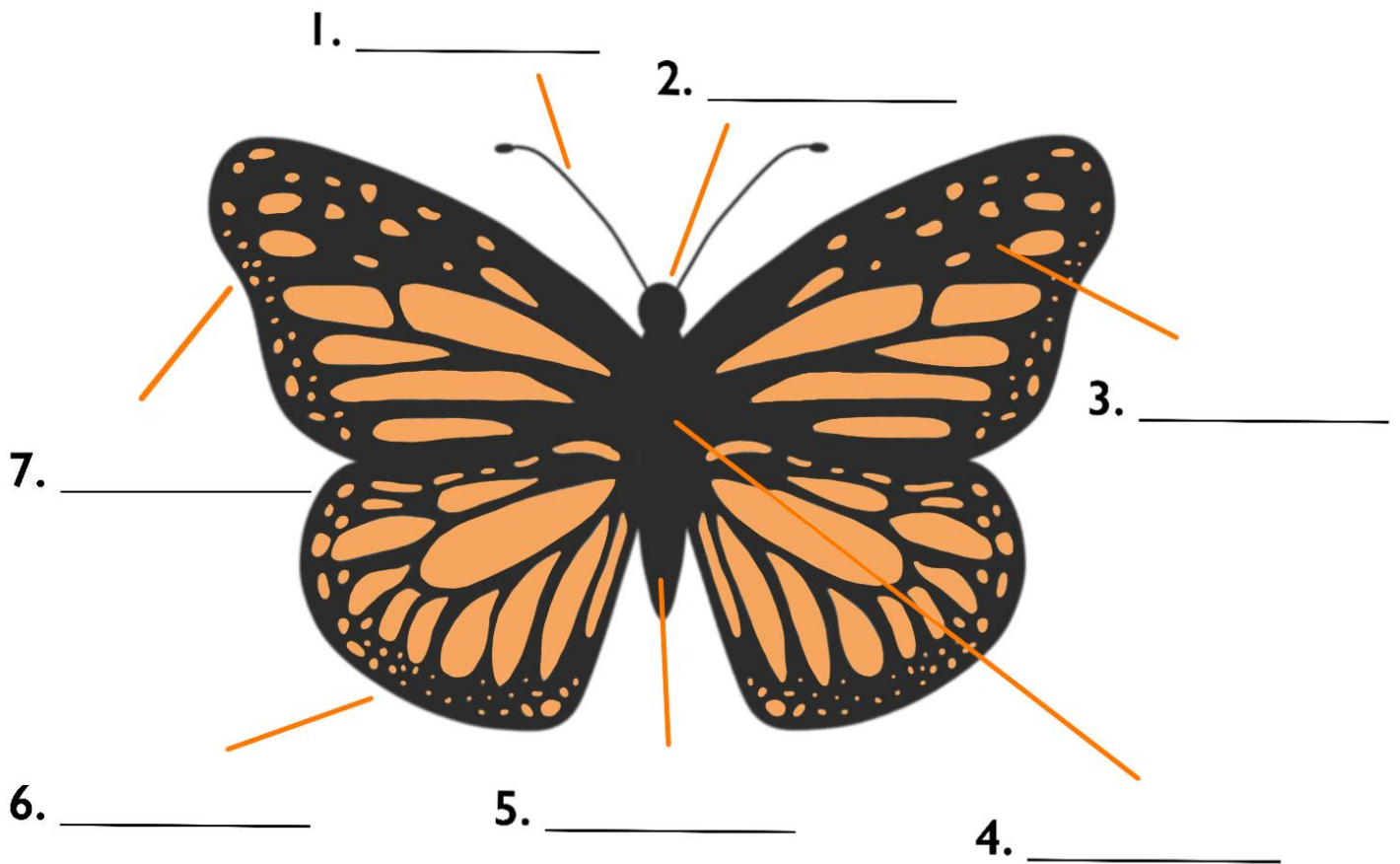
Did you know that every year in fall, these monarch butterflies migrate over 2,000 miles from Canada and other parts of the United States to Southern California and Mexico? It's amazing that such tiny insects travel so far!



BUTTERFLY ANATOMY!

(2/2)

ANATOMY is the study of the body. Are you able to find the right terms for each part of a monarch butterfly's body? Good luck!



WORD BANK:

head hindwing wing veins thorax
antenna forewing abdomen

How many did you get right?

Check your answers here!

1. antenna 2. head 3. wing veins 4. thorax 5. abdomen 6. hindwing 7. forewing



FLOWER POWER

mother's day edition




draw a flower for your mom!




NATURE'S CANDY


FRUIT




strawberry



blueberry



pineapple



dragon fruit



banana



watermelon



orange








mango

draw your favorite fruit!

LIFE ON EARTH

animals edition

color in the animals!



California Poppy



★The state flower of CA

California Fuchsia



★Drought tolerant and blooms during late summer

Common California Wildflowers

Fiesta Flower



★The stem is covered in prickles giving it a tickly feeling

Fairy Lantern



★This is an endangered flower part of the lily family



crafts with PAPER FLOWERS




flowering branch

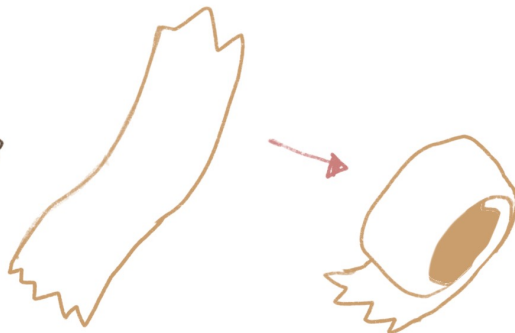
find a branch or stick on the ground
and tape your flowers to it to
create your own flowering branch for
spring!

flower pencil

tape your flowers to your
favorite pencils to make them
bloom!



tip:
wrap the tape
in a circle with the
sticky side
outside to tape on
the flowers ♥



cut-out paper flowers



- - - try it yourself! - - -

PAPER VINES

for room decor, holidays, projects, etc.!

1. to start, choose your paper colors! here, I'm using 3 shades of green




* you can choose any colors! (ex pink for valentine's Day!)

materials:

- construction paper
- scissors
- ruler
- tape
- pencil

2. draw lines lengthwise down paper 1-2 inches apart and cut along them to make strips



3. make your first loop! tape two ends of your strip together



more inspo:



cut thinner strips and add beads



add a face to make worms, snakes, etc!

4. elongate your chain!



feed another strip through the loop







join ends

5. continue until you reach your desired length, hang up, and you're done!





HAVE FUN!!



COLOR!

Style your
own garden
gnome!






outdoor
picnic


cut out

SCAVENGER HUNT!

- pinecone
- leaf
- dog
- ants
- butterfly
- frog
- flower
- cat
- caterpillar
- bird
- puddle
- cactus
- tulip
- bees
- pine tree
- moss
- fallen tree branch
- lizard
- bush
- sunflower
- dandelion
- duck
- crow
- squirrel
- california poppy
- clouds
- fly
- ladybug
- rose
- rabbit
- beetle
- freebie!
- blue jay
- grass



COLOR IN MR. CATERPILLAR AND HIS SHOES!




How many shoes does Mr. Caterpillar have?

answer: 40

DRAW IN PATTERNS, COLORS, AND SHOES FOR CATERPILLAR JR.!

DESIGN YOUR OWN PATTERN!



8 Landscape Artists

8 Different Ways



Tiger in a Tropical Storm (Surprised!)
(1891) - Henri Rousseau



View of Haarlem with Bleaching Fields
(1675) - Jacob van Ruisdael



Mount Fuji in Clear Weather (1830-1832)
- Katsushika Hokusai



View of Toledo (C. 1506-1600) -
El Greco



Untitled (2016) - Etal Adnan



Mont Sainte-Victoire (1885-1887) - Paul Cézanne




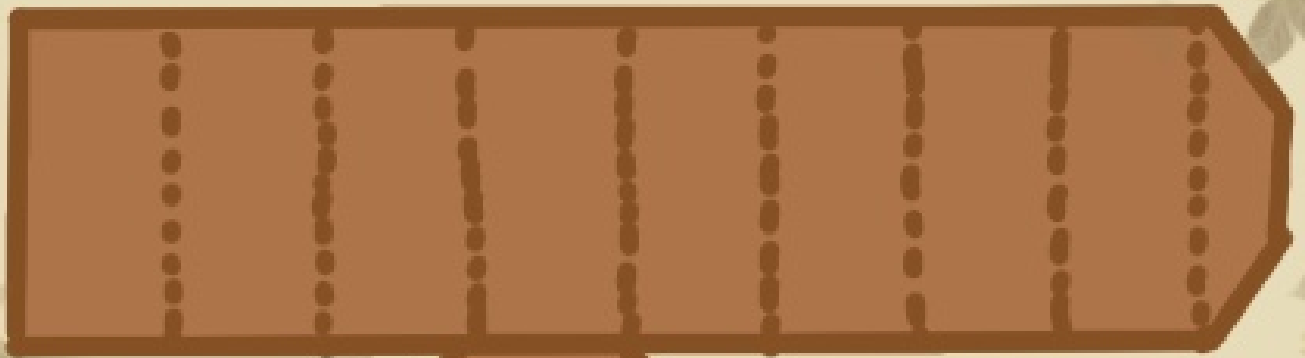
Going Up Garrowby Hill (2000) - David Hockney



Poppy Fields near Argenteuil (1875) - Claude Monet


References:

- [https://commons.wikimedia.org/wiki/File:Katsushika_Hokusai_-_Fine_Wind,_Clear_Morning_\(Gaifū_kaisei\)_-_Google_Art_Project.jpg](https://commons.wikimedia.org/wiki/File:Katsushika_Hokusai_-_Fine_Wind,_Clear_Morning_(Gaifū_kaisei)_-_Google_Art_Project.jpg)
- <https://www.thedavidhockneyfoundation.org/collection?media=painting>
- https://www.metmuseum.org/toah/hd/cmon/hd_cmon.htm
- <https://learnodo-newtonic.com/famous-landscape-artists>
- http://www.artnet.com/artists/etal-adnan/untitled-a-5MSm77LSxBNQwsrm0j_6bQ2
- <https://www.wikiart.org/en/henri-rousseau/tiger-in-a-tropical-storm-surprised-1891>
- <https://mymodernmet.com/contemporary-landscape-painting/>



— cut 
- - - fold

Create
your own
FLOWER POT





Do Your Own Landscape

Found on Our Earth